

UT MARTIN SKYHAWKS



2016 SOFTBALL

2016 UT MARTIN SOFTBALL ROSTER



KACIE DAUGHERTY
Sr. • OF • S. FULTON, TENN.



ALLI FULCHER
Fr. • IF • HENDERSONVILLE, TENN.



RACHEL RHODE
Jr. • P • STILLWATER, MINN.



ALYSSA VANLANDINGHAM
Jr. • P • HAMPTON, ARK.



CHELSEY SMITH
So. • UTIL • MADISON, TENN.



BROOKE GRAHAM
Fr. • OF • LYLES, TENN.



ALEXA COMBS
Fr. • IF • CROSSVILLE, ILL.



JODIE DUNCAN
So. • IF • MUMFORD, TENN.



JESSIE DOUGLAS
Fr. • IF • BROOKPORT, ILL.



ALICIA HANSEN
So. • OF • MIAMISBURG, OHIO



SAVANNAH DODSON
So. • IF • HUNTINGDON, TENN.



TAYLOR SAXTON
Fr. • P/1B • DEWY ROSE, GA.



CARLY GONZALES
Jr. • OF • ANAHEIM, CALIF.



LAUREN MYERS
Fr. • OF • BRENTWOOD, TENN.



AERON SMITH
So. • C • BOWLING GREEN, KY.



HANNA JONES
So. • P • HARRISBURG, ILL.



GRACYN MCBRIDE
Fr. • IF • METROPOLIS, ILL.



BROOKE KENNEDY
Jr. • P • BATH SPRINGS, TENN.



KELSI DICKEY
Fr. • OF • MT. JULIET, TENN.



RENATE MECKL
Jr. • C • OCONOMOWOC, WIS.



KATIE WARRICK
Fr. • 1B/P • CHAPEL HILL, TENN.



DONLEY CANARY
HEAD COACH



SARAH DAWS
ASSISTANT COACH



KATIE REIFF
GRADUATE ASSISTANT COACH

UT MARTIN SKYHAWKS

SOFTBALL



SCHOOL INFORMATION

NAME OF SCHOOL:	UNIVERSITY OF TENNESSEE AT MARTIN (UT MARTIN)
LOCATION:	MARTIN, TENN.
FOUNDED:	1900, SENIOR COLLEGE 1951
ENROLLMENT:	7,042
NICKNAME:	SKYHAWKS
COLORS:	NAVY BLUE AND ORANGE
STADIUM:	BETTYE GILES FIELD
CAPACITY:	500
AFFILIATION:	NCAA DIVISION I
CONFERENCE:	OHIO VALLEY
INTERIM CHANCELLOR:	DR. ROBERT SMITH
DIRECTOR OF ATHLETICS:	JULIO FREIRE (ARIZONA STATE, 1990)

TEAM INFORMATION

2015 OVERALL RECORD:	24-26	H: 8-8	A: 11-11	N: 5-7
2015 CONFERENCE FINISH:	9-15 /9TH	H: 3-8	A: 6-7	
BASIC OFFENSE:	MULTIPLE			
BASIC DEFENSE:	3-3-5			
PLAYERS RETURNING:	10/10			
POSITION PLAYERS RETURNING LOST:	5/4			
PITCHERS RETURNING/LOST:	2/3			
NEWCOMERS:	11			

COACHING STAFF

HEAD COACH:	DONLEY CANARY
ALMA MATER:	TENNESSEE TECH, 1978
CAREER RECORD (YRS):	458-342-2 (15TH SEASON)
RECORD AT UT MARTIN (YRS):	SAME
ASSISTANT COACH:	SARAH DAWS
ALMA MATER:	UT MARTIN, 2003
GRADUATE ASSISTANT COACH:	KATIE REIFF
ALMA MATER:	UT MARTIN, 2014

PROGRAM HISTORY

FIRST YEAR OF SOFTBALL:	1985
ALL-TIME RECORD:	685-630-5
ALL-TIME OVC RECORD:	220-155-2
ALL-TIME BETTYE GILES FIELD RECORD:	227-217
OVC CHAMPIONSHIPS:	2 (2010, 2012)
OVC TOURNAMENT CHAMPIONSHIPS:	2 (2009, 2012)

SPORTS INFORMATION

SOFTBALL CONTACT:	ALEX BOGGIS, ASST. SID
PHONE:	O:(731) 881-7694 / C:(618) 357-1536
EMAIL:	DABOGGIS@UTM.EDU
SID FAX:	(731) 881-7624
PRESS BOX PHONE:	(731) 881-7694
SID MAILING ADDRESS:	1022 ELAM CENTER 15 MOUNT PELIA ROAD MARTIN, TENN. 38238
WEBSITE:	WWW.UTMSPORTS.COM
FACEBOOK:	WWW.FACEBOOK.COM/UTMSPORTS
TWITTER:	@UTMSPORTS / @UTM_GAMEDAY

TABLE OF CONTENTS

INSIDE THE GUIDE

HEADSHOT ROSTER.....	2
QUICK FACTS.....	3
BETTYE GILES FIELD.....	4-5
SKYHAWK PARK.....	6-7
PRESEASON NOTES.....	8

MEET THE SKYHAWKS

RETURNING PLAYER BIOS.....	10-29
NEWCOMER PLAYER BIOS.....	30-40
ROSTER BREAKDOWN.....	41

COACHING AND SUPPORT STAFF

HEAD COACH DONLEY CANARY.....	43-45
ASSISTANT COACHES.....	46-47
SUPPORT STAFF.....	48

SEASON PREVIEW

SEASON OUTLOOK.....	50-51
OPPONENTS.....	52-55
DEPTH CHART/TEAM BREAKDOWN.....	56

2015 IN REVIEW

2015 RECAP.....	58-59
STATISTICS.....	59-61
2015 IN PHOTOS.....	84

PROGRAM RECORD BOOK

SKYHAWKS OF DISTINCTION.....	64
COMMISSIONER'S HONOR ROLL/HAL OF FAME.....	65
SEASON LEADERS.....	66
SINGLE SEASON TEAM RECORDS.....	67
SINGLE SEASON INDIVIDUAL RECORDS.....	68
CAREER INDIVIDUAL RECORDS.....	69
ALL-TIME ROSTER.....	70-71
ALL-TIME NUMERICAL ROSTER.....	72
ALL-TIME SERIES RESULTS.....	73-79
SEASON RESULTS.....	80-83

THIS IS UT MARTIN

SKYHAWK ATHLETICS.....	84-85
NOTABLE ALUMNI.....	86
MEDIA INFORMATION.....	87
OHIO VALLEY CONFERENCE.....	88-89
SKYHAWK ATHLETICS STAFF.....	90


CREDITS

The 2016 UT Martin Softball Media Guide was written and produced by assistant sports information director Alex Boggis using Adobe InDesign CC 2015. Photos by Nathan Morgan, Alex Boggis and Trevor Ruszkowski. Layout designs/covers by Alex Boggis. Special assistance provided by Ryne Rickman, Jake Rogers, Cayce Wainscott and Tom Via.

The University of Tennessee at Martin does not discriminate on the basis of race, sex, color, religion, national origin, age, disability or veteran status in provision of educational opportunities or employment opportunities and benefits. UT Martin does not discriminate on the basis of sex or disability in the education programs and activities which it operates, pursuant to requirements of Title VI of the Civil Rights Act of 1964 as codified in 42 U.S.C. 2000D; Title IX of the Educational Amendments of 1972, Public Law 92-318; Section 504 of the Rehabilitation Act of 1973, Public Law 93-112; the Americans with Disabilities Act of 1990, Public Law 101-336; and the Age Discrimination in Employment Act. This policy extends to both employment by and admission to the university. Inquiries concerning Title VI, Title IX, Section 504, the Americans with Disabilities Act, and the Age Discrimination in Employment Act should be directed to the Office of Equity and Diversity, 240 Gooch Hall, UT Martin, Martin, TN 38238-5002, 731-881-7202. Charges of violation of the above policy also should be directed to the Equity and Diversity Officer. E05-0416-00-010-16

BETTYE GILES FIELD





In 1996 The University of Tennessee at Martin softball team enjoyed its first season at its new on-campus facility, Bettye Giles Field. Dedicated April 13, 1996, the softball facility is one of the latest projects for Ms. Giles, who has been a part of the UT Martin faculty since 1952. Giles was a driving force behind almost every program relating to women's athletics at UT Martin today. She served as women's athletics director for 25 years and was an integral part of making UT Martin a pioneer for intercollegiate women's athletics.

Bettye Giles Field is 190 feet down each line and 220 feet to straight away centerfield. Since 1996 the Skyhawk program has added new field lights, stadium bleacher seating, state-of-the-art hitting facility, concession stand and press box to Bettye Giles Field.

In 2013, Bettye Giles Field received an infield update. With the donation of private funds, Bettye Giles Field is now equipped with a turf field halo ring which facilitates performance and improved maintenance.



SKYHAWK PARK



The Skyhawk Baseball/Softball Fieldhouse is a 7,000-square-foot building for the Skyhawks baseball and softball programs. The building is located at the west end of Pat Summitt Drive on the north side (the baseball side) of the street.



The Athletic Fieldhouse includes offices, equipment storage, locker rooms, showers, team meeting space, and laundry facilities for both baseball and softball programs. In addition, the east end of the building includes public restrooms and a concession stand. There is limited amount of new parking, an entry feature for Skyhawk Park and additional perimeter fencing. Both fields now have lighting and new grandstands.



PRESEASON NOTES

WARRICK SELECTED TO USA JUNIOR OLYMPIC ATHLETE POOL

FRESHMAN KATIE WARRICK HAS BEEN IDENTIFIED FOR THE NATIONAL TEAM ATHLETE POOL BY THE AMATEUR SOFTBALL ASSOCIATION (ASA) OF AMERICAN AND USA SOFTBALL FOLLOWING HER PARTICIPATION AT THE 2015 USA SOFTBALL JUNIOR OLYMPIC CUP IN CHINO HILLS, CALIF.

IN TOTAL, WARRICK IS ONE OF 69 ATHLETES IDENTIFIED AS EITHER 2017 JUNIOR WOMEN'S NATIONAL TEAM AGE-ELIGIBLE OR AS WOMEN'S NATIONAL TEAM AGE-ELIGIBLE.

A NATIVE OF CHAPEL HILL, TENN., WARRICK JOINED THE SKYHAWKS AFTER EARNING ALL-AMERICAN HONORS FROM MAXPREPS AFTER A STELLAR PREP CAREER. WARRICK LED FORREST HIGH SCHOOL TO A TSSAA CLASS A STATE CHAMPIONSHIP BOTH ON THE RUBBER AND INSIDE THE BATTER'S BOX. SHE PACED THE LADY ROCKETS IN THE CIRCLE WITH A 32-3 RECORD WHILE MAINTAINING A MINUSCULE 1.81 EARNED RUN AVERAGE, PICKING UP FOUR WINS IN AS MANY DAYS EN ROUTE TO A STATE TITLE.

WARRICK WAS EVEN MORE OF A THREAT INSIDE THE BATTER'S BOX WHERE SHE FINISHED HER SEASON HITTING .594 WITH 14 HOME RUNS EN ROUTE TO BEING NAMED DISTRICT 9-1 OFFENSIVE MOST VALUABLE PLAYER AS A SENIOR. SHE LAUNCHED A 51 CAREER HOME RUNS AT FORREST HIGH SCHOOL, SHATTERING THE SCHOOL'S PREVIOUS MARK. DURING HER JUNIOR CAMPAIGN, SHE BELTED A SINGLE-SEASON SCHOOL RECORD 17 HOME RUNS WHILE POSTING A LOFTY .648 BATTING AVERAGE ALONG WITH A 17-3 RECORD IN THE PITCHING CIRCLE.

GONZALES NAMED TO COLLEGE SPORTS MADNESS PRESEASON ALL OHIO VALLEY FIRST TEAM

JUNIOR CARLY GONZALES HAS BEEN TABBED AS AN ALL-OHIO VALLEY FIRST TEAM HONOREE BY COLLEGE SPORTS MADNESS. A NATIVE OF ANAHEIM, CALIF., GONZALES ENTERS HER THIRD SEASON IN THE OUTFIELD FOR THE SKYHAWKS AFTER PLAYING AND STARTING IN ALL 50 GAMES LAST SEASON WHILE EARNING MADNESS ALL-CONFERENCE SECOND TEAM HONORS. SHE POSTED A .335 BATTING AVERAGE WHILE LEADING THE TEAM WITH 41 RUNS, 57 BASE HITS AND A SCHOOL SINGLE-SEASON RECORD 18 DOUBLES. SHE ALSO SMASHED SEVEN HOME RUNS WHILE DRIVING IN 35 RBIs AND TALLIED 14 STOLEN BASES.

GONZALES' BEST GAME OF HER CAREER CAME AGAINST EVANSVILLE ON MARCH 18, 2015 WHEN SHE SET NEW SINGLE-GAME RECORDS WITH FOUR HITS, THREE HOME RUNS, SEVEN RBIs AND 13 TOTAL BASES EN ROUTE TO BEING NAMED TENNESSEE SPORTS WRITERS ASSOCIATION PLAYER OF THE WEEK. SHE TALLIED 19 MULTI-HIT PERFORMANCES, INCLUDING SIX CONSECUTIVE MULTI-HIT PERFORMANCES THROUGH THE MONTH OF FEBRUARY. THE SPEEDSTER STOLE THREE BASES AGAINST MEMPHIS WHILE COMMANDING CENTER FIELD WITH A .983 FIELDING PERCENTAGE.

MECKL NAMED 2015 NSCA ALL-AMERICAN STRENGTH & CONDITIONING ATHLETE

THE NATIONAL STRENGTH AND CONDITIONING ASSOCIATION NAMED JUNIOR CATCHER RENATE MECKL A 2015 NSCA ALL-AMERICAN STRENGTH AND CONDITIONING ATHLETE OF THE YEAR FOR HER PERFORMANCE IN THE WEIGHT ROOM, ON THE PLAYING FIELD AND IN THE CLASSROOM. THE NSCA ALL-AMERICAN STRENGTH AND CONDITIONING ATHLETES OF THE YEAR PROGRAM RECOGNIZES THOSE COLLEGIATE AND HIGH SCHOOL ATHLETES, WHOSE ATHLETIC ACCOMPLISHMENTS REFLECT THEIR DEDICATION TO STRENGTH TRAINING AND CONDITIONING. THESE ATHLETES ARE ALSO RECOGNIZED FOR THEIR ACADEMIC AND PERSONAL ACCOMPLISHMENTS ALONG WITH THEIR INTEGRITY AS STUDENT-ATHLETES.

A NATIVE OF OCONOMOWOC, WISC., MECKL RETURNS FOR HER THIRD YEAR IN A SKYHAWK UNIFORM AFTER TAKING OVER AS THE TEAM'S PRIMARY CATCHER AS A SOPHOMORE LAST SEASON. SHE SAW ACTION IN 42 GAMES WHILE POSTING A .355 BATTING AVERAGE ALONG WITH FOUR HOME RUNS AND 11 RBIs. ALONG WITH HER POWER POTENTIAL, MECKL TALLIED 25 BASE HITS WHILE KNOCKING FOUR DOUBLES AND DRAWING 22 WALKS ON THE YEAR. HER OFFENSIVE POTENTIAL WAS ON DISPLAY IN A FOUR-GAME STRETCH THROUGH MID-APRIL WHERE SHE HIT THREE HOME RUNS IN FOUR GAMES. DEFENSIVELY, SHE POSTED A .989 FIELDING PERCENTAGE WHILE THROWING OUT 16 STOLEN BASE ATTEMPTS.

IN THE WEIGHT ROOM MECKL HAS BEEN A LEADER BY EXAMPLE. USING HER 5' 9" FRAME, MECKL POSTS A 175 LBS. BENCH PRESS, 245 LBS. SQUAD AND 200 LBS. HANG CLEAN AT TIME OF NOMINATION.

SKYHAWK HONORED BY NFCA WITH TEAM ACADEMIC & ALL-AMERICAN HONORS

UT MARTIN CONTINUES TO IMPRESS IN THE CLASSROOM AFTER BEING RECOGNIZED BY THE NATIONAL FASTPITCH COACHES ASSOCIATION (NFCA) IN ITS ANNUAL TOP 10 ACADEMIC TEAM RANKINGS FOR THE 2014-15 SCHOOL YEAR.

UT MARTIN RANKED SEVENTH NATIONALLY AMONG DIVISION I INSTITUTIONS WITH THE TEAM'S 3.578 CUMULATIVE GRADE POINT AVERAGE. THE SKYHAWKS WERE THE ONLY OHIO VALLEY CONFERENCE PROGRAM RANKING IN THE TOP-25 AFTER TAKING HOME THE LEAGUE'S OVC TEAM ACADEMIC ACHIEVEMENT AWARD IN AUGUST.

AS A WHOLE, THE SKYHAWKS PLACED 14 STUDENT-ATHLETES ON THE NFCA ALL-AMERICAN TEAM. TO BE ELIGIBLE, HONOREES MUST MAINTAINED A 3.5 GPA OR HIGHER. THREE PLAYERS RECORDED A PERFECT 4.0 GPA LAST SEASON, INCLUDING LINDSEY FEIGL, BROOKE KENNEDY AND BELLA ZIZZI.

SKYHAWKS EARN OVC TEAM ACADEMIC ACHIEVEMENT AWARD

UT MARTIN WON THE PRESTIGIOUS OHIO VALLEY CONFERENCE TEAM ACADEMIC ACHIEVEMENT AWARD FOR RANKING AS THE LEAGUE'S MEMBER INSTITUTION WITH THE GREATEST PERCENTAGE OF ITS ELIGIBLE STUDENT-ATHLETES WHO ACHIEVED A 3.25 GPA OR HIGHER. THE AWARD WAS THE SKYHAWKS SECOND STRAIGHT AND FOURTH SINCE 2004-05.

NEW FACES

THE SKYHAWKS WELCOME 11 NEWCOMERS TO THE FOLD THIS SEASON INCLUDING TWO JUNIOR COLLEGE TRANSFERS AND NINE FRESHMEN. UT MARTIN RETURNS JUST 10 PLAYERS FROM LAST YEAR'S SQUAD WHILE POSTING ONLY THREE PLAYERS WITH MULTI-YEAR EXPERIENCE HEADING INTO THE SEASON.

SKYHAWKS PICKED TO FINISH EIGHTH

AFTER FAILING TO MAKE THE OVC TOURNAMENT FOR JUST THE SECOND TIME IN COACH DONLEY CANARY'S 14-YEAR STINT, UT MARTIN WAS BEEN PREDICTED TO FINISH EIGHTH IN THE OHIO VALLEY CONFERENCE STANDINGS ACCORDING TO THE LEAGUE'S HEAD COACHES AND SPORTS INFORMATION DIRECTORS. THE SKYHAWKS PICKED UP 108 VOTES.

DEFENDING OVC TOURNAMENT CHAMPION TENNESSEE TECH WAS PREDICTED TO FINISH FIRST WITH 13 FIRST-PLACE VOTES AND 231 VOTES TOTAL. JACKSONVILLE STATE WAS CLOSE BEHIND WITH NINE FIRST-PLACE VOTES AND 226 OVERALL.

2016 OVC PREDICTED ORDER OF FINISH

1. TENNESSEE TECH (13).....231
2. JACKSONVILLE STATE (9).....226
3. MURRAY STATE (2).....195
4. SIUE.....192
5. EASTERN KENTUCKY.....151
6. EASTERN ILLINOIS.....112
7. SOUTHEAST MISSOURI.....111
8. **UT MARTIN**.....108
9. MOREHEAD STATE.....94
10. BELMONT.....66
11. AUSTIN PEAS.....50
12. TENNESSEE STATE.....27

SKYHAWKS IN PRINT

THE NAME OF OUR INSTITUTION IS THE **UNIVERSITY OF TENNESSEE AT MARTIN** AND IF ABBREVIATED, SHOULD BE REFERRED TO AS **UT MARTIN**. THE UNIVERSITY OF TENNESSEE AT MARTIN SHOULD BE USED AS THE FIRST REFERENCE IN A NEWS STORY. **UT MARTIN** SHOULD BE USED IN SUBSEQUENT REFERENCES AND **UTM** IS ACCEPTABLE IN HEADLINES.

TENNESSEE-MARTIN, UT-MARTIN, UT OR **MARTIN** SHOULD **NEVER** BE USED. THE DESCRIPTION SKYHAWKS SHOULD BE USED TO REPRESENT ALL UT MARTIN ATHLETIC TEAMS. HAWKS SHOULD NEVER BE USED.

HAWK SOFT



PLAYER BIDS



KACIE DAUGHERTY

OUTFIELD • L/R • 5-6 • SENIOR

SOUTH FULTON, TENN. • DYERSBURG STATE CC

2

2015

Saw action in 29 games while earning 14 starts on the season... Posted a .220 batting average along with a pair of doubles and six RBIs... She tallied three multi-hit games against Southeastern Louisiana (Feb. 7) and twice against OVC foe Austin Peay on March 28-29... Her best performance came against Austin Peay on March 28 when she went 2-for-3 with a pair of RBIs... She stole one base on the year against Southeastern Louisiana... She scored 10 runs on the year while drawing six walks and being hit by three pitches... She also recorded a pair of sacrifice flies... Went through a stretch where she earned starts in six of seven consecutive games... Made the most of her one at bat against Bethel, scorching a double for an RBI.

BEFORE UT MARTIN

Daugherty joins the Skyhawks after brief stops at both Dyersburg State Community College and OVC foe Tennessee State... At Dyersburg State, Daugherty recorded a .370 batting average while tallying one home run along with 25 RBI and 54 runs scored... She tallied a big game against Volunteer State CC, going 2-for-5 on the day while tallying one home run and driving in four runs... Spent one season at Tennessee State where she played in 46 games, hitting .230 along with one home run and 17 RBIs... Prepped for head coach Curt Lee at South Fulton High School where she was a five year starter... She led her squad to four district championships, in addition to a regional championship and third place finish at the State Championships in 2010... She was a four-time All-District selection while tallying a career batting average of .453.

PERSONAL

Born on August 20, 1993... Daughter of Keith and Lisa Daugherty... Has one brother, Nick... Majoring in elementary education.



CAREER GAME HIGHS

HITS 2 (3x) LAST VS. AUSTIN PEAY (3-29-15)
 AT BATS..... 4 (3x) LAST VS. AUSTIN PEAY (3-29-15)
 DOUBLES..... 1 (2x) LAST VS. BETHEL (4-23-15)
 TRIPLES..... NONE
 HOME RUNS NONE
 RUNS SCORED..... 1 (10x) LAST VS. BETHEL (4-23-15)
 RUNS BATTED IN..... 2 VS. AUSTIN PEAY (3-28-15)
 WALKS 1 (6x) LAST VS. EASTERN KENTUCKY (4-18-15)
 STOLEN BASES 1 AT SOUTHEASTERN LOUISIANA (2-7-15)



Year	avg	gp-gs	ab	r	h	2b	3b	hr	rbi	tb	slg%	bb	hbp	so	gdp	ob%	sf	sh	sb-att	po	a	e	fld%
2015	.220	29-14	50	10	11	2	0	0	6	13	.260	6	3	9	0	.328	2	0	1-3	1	1	1	.667
TOTAL	.220	29-14	50	10	11	2	0	0	6	13	.260	6	3	9	0	.328	2	0	1-3	1	1	1	.667



CHELSEY SMITH

OUTFIELD • R/R • 5-8 • SOPHOMORE
MADISON, TENN. • POPE JOHN PAUL II HS



2015

Appeared in 40 games, serving as the team's primary pinch runner...She tallied three at bats while scoring 13 runs...Stole 12 bases in 14 attempts...Stole a pair of bases against Evansville (March 18).

HIGH SCHOOL

Smith prepped at Pope John Paul II High School under head coach Jody Brothers...Helped lead the Lady Knights to a third-place finish in the Division II-AA state tournament...She hit four home runs while collecting 57 hits on the season and hitting .496 from the leadoff spot...She stole 13 bases and drove in 26 runs during her season campaign...Named to the TSWA Division II all-state first team...Played in the Tennessee Softball Coaches Association all-star game.

PERSONAL

Born on September 22, 1996... Daughter of Ruby and James Smith...Has one brother, Quincy Ingle...Majoring in health and human performance.



CAREER GAME HIGHS

HITS	NONE
AT BATS.....	1 (3x) LAST AT OLE MISS (3-31-15)
DOUBLES.....	NONE
TRIPLES.....	NONE
HOME RUNS	NONE
RUNS SCORED.....	1 (13x) LAST AT TENNESSEE STATE (4-4-15)
RUNS BATTED IN.....	NONE
WALKS	NONE
STOLEN BASES	2 vs. EVANSVILLE (3-18-15)



Year	avg	gp-gs	ab	r	h	2b	3b	hr	rbi	tb	slg%	bb	hbp	so	gdp	ob%	sf	sh	sb-att	po	a	e	fld%
2015	.000	40-0	3	13	0	0	0	0	0	0	.000	0	0	1	0	.000	0	0	12-14	0	0	0	.000
TOTAL	.000	40-0	3	13	0	0	0	0	0	0	.000	0	0	1	0	.000	0	0	12-14	0	0	0	.000



JODIE DUNCAN

INFIELD • L/R • 5-6 • SOPHOMORE
MUNFORD, TENN. • MUNFORD HS

9

2015

Saw action in 42 games while earning 35 starts at various infield positions...She posted a .282 batting average while hitting one home run, five doubles and 17 RBIs...She drew 12 walks while being hit on two occasions...Tallied six multi-hit performances against Southeastern Louisiana (Feb. 7), Texas Tech (March 7), Belmont (twice, April 3) and Eastern Kentucky (twice, April 18)...Tallied a pair of doubles against Texas Tech on March 7...Her best performance came against Belmont with a 2-for-3 afternoon with a home run and three RBIs...Posted a .955 fielding percentage, tallying just five errors in 111 attempts.

HIGH SCHOOL

Duncan comes from Munford High School under the direction of head coach Glen Goulder...Led Munford to the Class AAA state tournament after posting a 30-13 record...She posted an impressive .430 batting average along with four home runs and 47 RBIs in 36 games played as a junior...Among several accomplishments include being named the Millington Star Softball Star of the Season, Best of Preps Player of the Year finalist and several 13 AAA all-district honors.

PERSONAL

Born on June 28, 1996...Daughter of Jeff and Allyson Duncan...Has one brother, Drew...Majoring in sports business.



CAREER GAME HIGHS

HITS 2 (6x) LAST VS. EASTERN KENTUCKY (4-18-15)
 AT BATS..... 4 (6x) LAST AT TENNESSEE STATE (4-4-15)
 DOUBLES..... 2 AT TEXAS TECH (3-7-15)
 TRIPLES..... NONE
 HOME RUNS 1 AT BELMONT (4-3-15)
 RUNS SCORED..... 1 (5x) LAST AT TENNESSEE STATE (4-4-15)
 RUNS BATTED IN..... 3 AT BELMONT (4-3-15)
 WALKS 1 (12x) LAST VS. MEMPHIS (4-15-15)
 STOLEN BASES NONE



Year	avg	gp-gs	ab	r	h	2b	3b	hr	rbi	tb	slg%	bb	hbp	so	gdp	ob%	sf	sh	sb-att	po	a	e	fld%
2015	.282	42-35	103	5	29	5	0	1	17	37	.359	12	2	8	2	.368	0	5	0-1	41	65	5	.955
TOTAL	.282	42-35	103	5	29	5	0	1	17	37	.359	12	2	8	2	.368	0	5	0-1	41	65	5	.955



ALICIA HANSEN

OUTFIELD • R/R • 5-7 • SOPHOMORE
MIAMISBURG, OHIO • BISHOP FENWICK HS

13

2015

Played in all 50 contests while notching 49 starts in her debut season...Named to OVC All-Newcomer squad...Posted a .278 batting average while notching six home runs and 28 RBIs on the season...She tied the single-game record with four hits against Southeastern Louisiana (Feb. 7)...Tallied three home runs and nine RBIs during a four game spans at the Texas Tech Invitational, including a grand slam against Big 12 foe Texas Tech (March 7)...Tallied nine doubles and two triples...Drew 14 walks while being hit by three pitches...Led the team with 15 stolen bases in 18 attempts...Tallied eight multi-hit performances against Nebraska-Omaha (Feb. 6), Southeastern Louisiana (Feb. 7), Illinois (Feb. 13), Utah Valley (March 8), Southeast Missouri (March 17), Evansville (March 18) and against Austin Peay (twice, March 28)...Tallied six multi-RBI outings...Stole a pair of bases twice against Southeastern Louisiana (Feb. 7 and Feb. 27)...Posted a .977 fielding percentage, committing just one error in 44 opportunities.

HIGH SCHOOL

Hansen comes from Bishop Fenwick where she prepped for head coach Tyler Callahan... Broke Ohio's all-time home run record with 45 career home runs and was named an Ohio High School Fastpitch Softball Coaches Association Division III first team all-state performer as a senior...She posted an impressive .574 batting average while notching nine home runs and driving in 38 runs as a junior...In addition to her power surge, Hansen tallied 33 stolen bases and five triples in just 25 games... Following her junior campaign she had tallied 112 RBIs and stolen 98 bases...Earned all-state honors four times in addition to being named 2013 GGCL Grey North Division Player of the Year.

PERSONAL

Born on January 2, 1996...Daughter of Doug and Marianne Hansen...Has one brother, Andrew...Majoring in secondary education.



CAREER GAME HIGHS

HITS	4	AT SOUTHEASTERN LOUISIANA (2-7-15)
AT BATS.....	5	AT SOUTHEAST MISSOURI (3-17-15)
DOUBLES.....	1 (9x)	LAST VS. MURRAY STATE (4-2-15)
TRIPLES.....	1 (2x)	LAST AT TENNESSEE STATE (4-4-15)
HOME RUNS	1 (6x)	LAST AT TENNESSEE TECH (3-22-15)
RUNS SCORED.....	2 (4x)	LAST AT BELMONT (4-3-15)
RUNS BATTED IN.....	4	AT TEXAS TECH (3-7-15)
WALKS	2 (2x)	LAST AT BELMONT (4-3-15)
STOLEN BASES ..	2 (2x)	LAST AT SOUTHEASTERN LOUISIANA (2-27-15)



Year	avg	gp-gs	ab	r	h	2b	3b	hr	rbi	tb	slg%	bb	hbp	so	gdp	ob%	sf	sh	sb-att	po	a	e	fld%
2015	.278	50-49	144	28	40	9	2	6	28	71	.493	14	3	33	0	.352	1	0	15-18	42	1	1	.977
TOTAL	.278	50-49	144	28	40	9	2	6	28	71	.493	14	3	33	0	.352	1	0	15-18	42	1	1	.977



SAVANNAH DODSON

INFIELD • R/R • 5-7 • SOPHOMORE
HUNTINGDON, TENN. • HUNTINGDON HS

14

2015

Saw action in 45 games while earning 36 starts, including the season's final 30 games at second base...She posted a .169 batting average in 77 at bats while tallying a double, a triple and four RBIs...She drew six walks while being hit by a pair of pitches...She converted 6-of-9 stolen base opportunities...She tallied RBIs against Alcorn State (Feb. 7), Tennessee Tech (March 22), Middle Tennessee (March 25) and Tennessee State (April 4)...She tallied three multi-hit outings against Belmont (April 3), Tennessee State (April 4) and Eastern Kentucky (April 18)...Posted a .966 fielding percentage, tallying just five errors in 149 attempts.

HIGH SCHOOL

Dodson prepped at Huntingdon High School where she posted impressive numbers throughout her prep career for head coach Kacy Bennett...She led her squad to a fourth-place finish in the Class A state Tournament and was named to the All-West Tennessee softball second team...Her junior season she hit .461 with two home runs and 28 RBIs...She tallied 46 stolen bases in her first three seasons, including 21 as a junior. She was named 13A all-district and 13A district most valuable player as a sophomore.


PERSONAL

Born on November 29, 1995...Daughter of Shea Dodson and Kim & Chad Byars...Has three siblings, Zachery, Easton and Delaney...Majoring in health and human performance, exercise science and wellness.



CAREER GAME HIGHS

HITS 2 (3x) LAST VS. EASTERN KENTUCKY (4-18-15)
 AT BATS..... 4 AT BELMONT (4-3-15)
 DOUBLES..... 1 AT BELMONT (4-3-15)
 TRIPLES..... 1 AT TENNESSEE STATE (4-4-15)
 HOME RUNS NONE
 RUNS SCORED..... 2 VS. EASTERN ILLINOIS (4-11-15)
 RUNS BATTED IN..... 1 (4x) LAST AT TENNESSEE STATE (4-4-15)
 WALKS 1 (6x) LAST VS. MURRAY STATE (5-2-15)
 STOLEN BASES 1 (6x) LAST VS. MURRAY STATE (5-2-15)



Year	avg	gp-gs	ab	r	h	2b	3b	hr	rbi	tb	slg%	bb	hbp	so	gdp	ob%	sf	sh	sb-att	po	a	e	fld%
2015	.169	45-36	77	13	13	1	1	0	4	16	.208	6	2	23	1	.247	0	9	6-9	84	60	5	.966
TOTAL	.169	45-36	77	13	13	1	1	0	4	16	.208	6	2	23	1	.247	0	9	6-9	84	60	5	.966



CARLY GONZALES

OUTFIELD • L/L • 5-6 • JUNIOR
ANAHEIM, CALIF. • EL DORADO HS

17

2015

Played and started in all 50 games this season, missing just one game on the year...Named to College Sports Madness All-Conference second team...She posted a .335 batting average while leading the team with 41 runs, 57 base hits, 18 doubles... She posted seven home runs on the year while driving in 35... She recorded 14 stolen bases on 16 attempts...Posted a record-setting performance against Evansville (March 18), setting new single-game records with four hits, three home runs, seven RBIs and 13 total bases...Named Tennessee Sports Writers Association Player of the Week on March 24...Tallied 19 multi-hit performances, including six consecutive games with two hits or more ranging from Feb. 13-27...Posted seven multi-RBI outings, including a seven RBI contest against Evansville... Tallied three stolen bases against Memphis (April 15)...Tallied a pair of doubles against Austin Peay (March 28) and Tennessee State (April 4)...Posted a .983 fielding percentage, tallying just one error in 59 opportunities.



2014

Gonzales quickly acclimated herself both to the Skyhawks and the Ohio Valley Conference en route to OVC Freshman of the Year honors along with All-OVC second team and All-Newcomer accolades...She played in 47 games this season, leading the Skyhawks with a .328 batting average. Along with her potent average, Gonzales tallied four doubles, a triple, one home run and 17 runs batted in...She tallied nine stolen bases on the season while tallying a .405 slugging percentage and reaching base at a .391 clip...She posted a 2-for-4 outing against Southeast Missouri in which the outfielder tallied eight RBI... Her lone home run came against Tennessee State.

HIGH SCHOOL

Attended El Dorado High School where she prepped for head coach Melissa Chavez ... Named Most Valuable Player along with "Big Stick" honors ... Led the Golden Hawks with .387 batting average while smashing two home runs and driving in 14 as a senior ... She hit a staggering .417 while smashing three home runs and driving in 14 as a junior while posting a commanding .683 slugging percentage and .470 on-base percentage ... Her prep career was highlighted with three RBIs during a victory over Diamond Ranch and a perfect 2-for-2 game against La Serna with a double and home run.

PERSONAL

Born July 13, 1995...Daughter of Dennis and Janis Gonzales... Has one brother, Dylan Gonzales...Majoring in health and human performance.

CAREER GAME HIGHS

HITS	4 vs. EVANSVILLE (4-18-15)
AT BATS.....	5 (5x) LAST AT MIDDLE TENNESSEE (3-25-15)
DOUBLES.....	2 (2x) LAST AT TENNESSEE STATE (4-4-15)
TRIPLES.....	1 (3x) LAST AT SOUTHEAST MISSOURI (3-17-15)
HOME RUNS	3 vs. EVANSVILLE (4-18-15)
RUNS SCORED.....	4 vs. EVANSVILLE (4-18-15)
RUNS BATTED IN.....	7 vs. EVANSVILLE (4-18-15)
WALKS	2 AT MIDDLE TENNESSEE (3-25-15)
STOLEN BASES	3 vs. MEMPHIS (4-15-15)



Year	avg	gp-gs	ab	r	h	2b	3b	hr	rbi	tb	slg%	bb	hbp	so	gdp	ob%	sf	sh	sb-att	po	a	e	fld%
2014	.328	47-37	116	19	38	4	1	1	17	47	.405	9	3	18	0	.391	0	1	11-14	22	4	4	.867
2015	.335	50-50	170	41	57	18	2	7	35	100	.588	18	2	19	0	.405	0	2	14-16	55	3	1	.983
TOTAL	.332	97-87	286	60	95	22	3	8	52	147	.514	27	5	37	0	.399	0	3	25-30	77	7	5	.944



AERON SMITH

CATCHER • R/R • 5-5 • SOPHOMORE
BOWLING GREEN, KY. • GREENWOOD HS

22

2015

Appeared in 18 games while earning 12 starts behind the plate for the Skyhawks...Posted a .314 batting average along with one double and seven RBIs...She posted three multi-hit performances against Alcorn State (Feb. 7), Southeastern Louisiana (Feb. 7) and Middle Tennessee (March 25)...Went 2-for-3 against Alcorn State (Feb. 7) with a double and two RBIs...Tallied two RBIs against Arkansas (Feb. 27)...Posted a 1.000 fielding percentage in 67 opportunities.

HIGH SCHOOL

Smith prepped at Greenwood High School under the direction of head coach Penny Reece...She was an integral part in leading the Lady Gators to a national ranking as a junior which completed the only undefeated season in Kentucky Fastpitch softball history, winning the stat championship and finishing with a 44-0 record...Smith entered her senior season as a career .399 hitter with 159 RBI and 66 extra-base hits, including 10 home runs...She was named to the 2013 state tournament all-tournament team along with all-district and all-regional tournament most valuable player honors.

PERSONAL

Born on October 23, 1995...Daughter of Tim Smith and Darcy Hunt...Has one brother, Zach...Majoring in agriculture business.



CAREER GAME HIGHS

HITS 2 (3x) LAST AT MIDDLE TENNESSEE (3-25-15)
 AT BATS.....4 AT SOUTHEAST LOUISIANA (2-7-15)
 DOUBLES..... 1 VS. ALCORN STATE (2-7-15)
 TRIPLES..... NONE
 HOME RUNS NONE
 RUNS SCORED..... 2 VS. EVANSVILLE (3-18-15)
 RUNS BATTED IN.....2 (2x) LAST VS. ARKANSAS (2-27-15)
 WALKS NONE
 STOLEN BASES 1 VS. MEMPHIS (4-15-15)



Year	avg	gp-gs	ab	r	h	2b	3b	hr	rbi	tb	slg%	bb	hbp	so	gdp	ob%	sf	sh	sb-att	po	a	e	fld%
2015	.314	18-12	35	2	11	1	0	0	7	12	.343	0	2	6	1	.342	1	1	1-1	59	8	0	1.000
TOTAL	.314	18-12	35	2	11	1	0	0	7	12	.343	0	2	6	1	.342	1	1	1-1	59	8	0	1.000



HANNA JONES

PITCHER • R/R • 5-9 • SOPHOMORE
HARRISBURG, ILL. • HARRISBURG HS

23

2015

Appeared in five games for the Skyhawks...Posted a 0-0 record along with a 7.35 ERA in 6.2 innings of work...Posted a perfect appearance against Saint Louis (March 1), allowing no hits in one inning of work...Allowed one earned run against UT Arlington (Feb. 6)...Allowed 14 hits, seven earned runs and four walks while striking out one...Pitched a season-best three innings against UT Arlington (March 6).

HIGH SCHOOL

Jones hails from Harrisburg High School where she prepped for head coach Red Stafford...Last season she compiled a record of 20-3 on the hill this season and had a 0.91 ERA for the Lady Bulldogs...At the plate she batted .470 with nine doubles, three triples, a home run and drove in 17 runs...She posted a solid season in 2012, wrapping up a record of 18-12...She struck out 207 batters while finishing with an ERA of 1.00 and a batting average of .600, while hitting eight doubles, two triples and one grand slam...She is the recipient of the Randy Jones Pitching Award along with being named a two-time all-conference and all-south member.

PERSONAL

Born on November 15, 1995...Daughter of Jason Jones and Mindy Crawford...Has one sister, Devan...Majoring in criminal justice.



CAREER GAME HIGHS

INNINGS PITCHED	3.0 vs. UT ARLINGTON (3-6-15)
HITS ALLOWED	0 vs. SAINT LOUIS (3-1-15)
RUNS ALLOWED.....	0 vs. SAINT LOUIS (3-1-15)
EARNED RUNS ALLOWED	0 vs. SAINT LOUIS (3-1-15)
WALKS ALLOWED	0 (3x) LAST AT OLE MISS (3-31-15)
STRIKEOUTS.....	1 vs. UT ARLINGTON (3-6-15)



Year	era	w-l	app	gs	cg	sho	sv	ip	h	r	er	bb	so	2b	3b	hr	bf	bavg	wp	hbp	bk	sfa	sha
2015	7.35	0-0	5	0	0	0/0	0	6.2	14	10	7	4	1	2	1	1	37	.438	0	0	0	0	1
TOTAL	7.35	0-0	5	0	0	0/0	0	6.2	14	10	7	4	1	2	1	1	37	.438	0	0	0	0	1



BROOKE KENNEDY

PITCHER • L/R • 5-11 • JUNIOR
BATH SPRINGS, TENN. • RIVERSIDE HS

27

2015

Appeared in 24 games out of the circle for the Skyhawks, including eight starts...She posted a 5-3 overall record along with one save and a 3.28 ERA...She tossed 72.2 innings of work, allowing 90 hits, 34 earned runs and 31 walks while striking out 57...She tossed five complete games against Alcorn State (Feb. 7), UT Arlington (March 7), Tennessee State (April 4) and Eastern Kentucky (April 18)...Posted a shutout against Alcorn State (Feb. 7), allowing just one hit while striking out seven in five innings of work...Struck out seven batters in three outings against Alcorn State (Feb. 7), Memphis (April 15) and Eastern Kentucky (April 18)...Notched 12 scoreless outings...Earned a save against Texas Tech (March 6), allowing just one hit in two scoreless innings.

2014

Kennedy appeared in 22 games for the Skyhawks, seeing her play split primarily between a spot in the rotation along with a stint as the team's closer...She posted a dominating freshman campaign, recording a 1.96 earned run average while tossing 57 innings inside the circle en route a 6-3 record and three saves... She allowed just 19 runs total on the season while giving up just 16 earned runs. She managed 53 strikeouts and just 24 walks while allowing only 47 hits...Her breakout performance came against Western Carolina in a game which she posted a complete game shutout while allowing just two base hits and striking out nine...She held her opponent scoreless in 13 appearances...She also tallied five plate appearances...Earned a spot on the OVC Commissioner's Honor Roll.

HIGH SCHOOL

Attended Riverside High School where she prepped for head coach Mike Box... Helped the Lady Panthers to a state softball championship in 2011 and a runner up finish in 2012 ... Kennedy was named Class 1A Miss Softball along with being tabbed as West Tennessee Player of the Year ... She was an All-West Tennessee selection as a freshman, junior and senior while securing first-team all-state player honors three times.

PERSONAL

Born on Oct. 26, 1994...Daughter of Mark and Terri Kennedy... Has two sisters, Stephanie Southall and Joanna Kennedy... Majoring in health and human performance, exercise science.



CAREER GAME HIGHS

HITS NONE
 AT BATS..... 2 (2x) LAST VS. MURRAY STATE (5-3-15)
 DOUBLES..... NONE
 TRIPLES..... NONE
 HOME RUNS NONE
 RUNS SCORED..... 1 VS. ILLINOIS (2-13-15)
 RUNS BATTED IN..... NONE
 WALKS 1 (2x) LAST AT TEXAS TECH (3-7-15)
 STOLEN BASES NONE

INNINGS PITCHED .. 7.0 (4x) LAST VS. EASTERN KENTUCKY (4-18-15)
 HITS ALLOWED 1 (4x) LAST AT UT ARLINGTON (3-7-15)
 RUNS ALLOWED..... 0 (7x) LAST VS. MEMPHIS (4-15-15)
 EARNED RUNS ALLOWED 0 (8x) LAST VS. MEMPHIS (4-15-15)
 WALKS ALLOWED 0 (2x) LAST VS. EASTERN ILLINOIS (4-12-15)
 STRIKEOUTS..... 9 VS. WESTERN CAROLINA (3-7-14)



Year	avg	gp-gs	ab	r	h	2b	3b	hr	rbi	tb	slg%	bb	hbp	so	gdp	ob%	sf	sh	sb-att	po	a	e	fld%
2014	.000	24-6	5	0	0	0	0	0	0	0	.000	0	0	3	0	.000	0	0	0-0	4	11	0	1.000
2015	.000	7-4	2	1	0	0	0	0	0	0	.000	2	0	0	1	.500	0	1	0-0	6	14	0	1.000
TOTAL	.000	31-10	7	1	0	0	0	0	0	0	.000	2	0	3	1	.222	0	1	0-0	10	25	0	1.000
Year	era	w-l	app	gs	cg	sho	sv	ip	h	r	er	bb	so	2b	3b	hr	bf	bavg	wp	hbp	bk	sfa	sha
2014	1.96	6-3	22	4	1	1/1	3	57.0	47	19	16	24	53	3	3	2	251	.220	8	2	0	2	9
2015	3.28	5-3	24	8	4	2/1	1	72.2	90	40	34	31	57	15	1	7	336	.316	6	6	0	0	14
TOTAL	2.70	11-6	46	12	5	3/2	4	129.2	137	59	50	55	110	18	4	9	587	.275	14	8	0	2	23



RENATE MECKL

CATCHER • R/R • 5-9 • JUNIOR
OCONOMOWOC, Wis. • OCONOMOWOC HS

32

2015

Saw action in 42 games while earning the start behind the plate in 41 contests...Posted a .255 batting average along with four home runs and 11 RBIs...She tallied 25 base hits and four doubles while drawing 22 walks...Tallied two stolen bases in three opportunities...Posted five multi-hit performances against Lamar (Feb. 13), Austin Peay (March 28), Ole Miss (March 31), Memphis (April 15) and SIUE (April 25)...Went through a stretch where she hit three home runs in four games (April 11-15)...Posted five games with two walks...Posted a .989 fielding percentage, tallying just two errors in 189 opportunities.

2014

Meckl appeared in 37 games while notching 27 starts as a freshman, splitting time between the outfield and catcher positions...She posted a .233 batting average along with four home runs and 13 RBIs...She notched 21 hits on the year, including two doubles, while scoring 11 runs...Medal of Honor recipient along with earning a spot on the OVC Commissioner's Honor Roll.

HIGH SCHOOL

Attended Oconomowoc High School in Oconomowoc, Wis. under the direction of head coach Dave Schweder...Meckl hit .573 with 38 RBIs and four home runs en route to a league title as a senior...In her first three seasons, she hit .493 with 84 RBIs, including posting a solid .403 batting average as a junior...Behind the plate, she held a field percentage of .967 while catching nine of 11 runners who tried to steal against her...Was a highly decorated player achieving all-area, all-district and all-conference honors in each of her four seasons...She was named Offensive Player of the Year in 2010, 2011 and 2013 along with Defensive Player of the Year honors in 2011.

PERSONAL

Born on August 20, 1995...Daughter of Andy and Cindy Meckl...Has one brother, Easton...Majoring in biology, pre-med.



CAREER GAME HIGHS

HITS2 (7x) LAST AT SIUE (4-25-15)
 AT BATS.....4 (10x) LAST VS. MURRAY STATE (5-2-15)
 DOUBLES.....1 (6x) LAST AT TENNESSEE STATE (4-4-15)
 TRIPLES.....NONE
 HOME RUNS1 (8x) LAST AT SIUE (4-25-15)
 RUNS SCORED.....2 (3x) LAST VS. ARKANSAS (2-27-15)
 RUNS BATTED IN.....3 AT BETHUNE-COOKMAN (3-4-14)
 WALKS2 (5x) LAST AT SIUE (4-26-15)
 STOLEN BASES1 (2x) LAST AT SIUE (4-26-15)



Year	avg	gp-gs	ab	r	h	2b	3b	hr	rbi	tb	slg%	bb	hbp	so	gdp	ob%	sf	sh	sb-att	po	a	e	fld%
2014	.233	37-27	90	11	21	2	0	4	13	35	.389	5	0	19	1	.274	0	2	0-2	78	15	2	.979
2015	.255	42-41	98	18	25	4	0	4	11	41	.418	22	1	24	0	.397	0	6	2-3	156	31	2	.989
TOTAL	.245	79-68	188	29	46	6	0	8	24	76	.404	27	1	43	1	.343	0	8	2-5	234	46	4	.986



ALLI FULCHER

INFIELD • R/R • 5-5 • FRESHMAN
HENDERSONVILLE, TENN. • STATION CAMP HS

3

HIGH SCHOOL

Fulcher joins the Skyhawks from Station Camp High School where she prepped under head coach Ken Crook...Used primarily as a leadoff hitter, Fulcher tallied 19 doubles and five home runs as a senior while posting an impressive .462 batting average as a senior...She posted a .517 on-base percentage, scored 39 runs and drove in 27...She hit .463 as a sophomore while posting an impressive .409 average with nine home runs and just six strikeouts with the Germantown Red Devils 16U team...She was named Sumner County Player of the Year on the All-County Softball Team.

PERSONAL

Born on April 26, 1997...Daughter of Paula and Andy Fulcher...Has one brother, Drew...Majoring in health and human performance, physical therapy.





RACHEL RHODE

PITCHER • R/R • 5-9 • JUNIOR
STILLWATER, MINN. • LAKE LAND CC

4


BEFORE UT MARTIN

Rhode joins the Skyhawks after a successful career at Lake Land College...While playing for the Lakers and head coach Nic Nelson, she posted a 20-2 overall record along with five saves on the season. Making 36 appearances, she posted a 1.46 ERA in 138.2 innings of work while striking out 117...She struck out 5.91 batters per game while limiting opponents to a .172 batting average...She tallied 16 complete games on the season while notching seven shutouts...She struck out 11 batters against Lincoln Trail while also notching three 10 strikeout outings against Snead State CC, Volunteer State CC and Lincoln Trail...As a freshman she appeared in 16 games while posting a 7-1 record and a miniscule 1.76 ERA in 47.2 innings of work.

PERSONAL

Born on March 14, 1995...Daughter of Patti and Paul Rhode...Has two sisters, Hannah and Annie...Majoring in criminal justice.





ALYSSA VANLANDINGHAM

PITCHER • L/L • 5-6 • JUNIOR

HAMPTON, ARK. • NORTHEAST MISSISSIPPI CC



HIGH SCHOOL

Vanlandingham joined the Skyhawks after playing two seasons at Northeast Mississippi Community College where she produced an outstanding career...Served as the team's ace and recorded a 7-8 overall record while compiling a stingy 2.20 earned run average in 18 appearances...She started 15 games while recording 12 complete games in 95.1 innings of work... She punched out a career-high 10 batters against Mississippi Delta Community College...Earned MACCJC Pitcher of the Week honors after tossing nine innings while striking out three against Itawamba Community College...Posted a three-game span where she notched three consecutive complete game victories, garnering a 0.95 ERA and tossing a one-hit shutout against Northwest Mississippi Community College...Helped lead her team to the program's 14th playoff berth in the last 15 years...Named to the MJCEA All-State first team.

PERSONAL

Born on July 10, 1995...Daughter of Tina Marty and Scotty Vandlandingham...Majoring in health and human performance.





BROOKE GRAHAM

OUTFIELD • S/R • 5-4 • FRESHMAN
LYLES, TENN. • EAST HICKMAN HS

7

HIGH SCHOOL

Graham joins the Skyhawks from East Hickman High School where she played under head coach Todd Collins...Among her numerous accolades, she took home a Golden Glove award and was a two-time recipient of both the Most Stolen Bases award and Highest Batting Average along with the Game Changer Award her junior year.

PERSONAL

Born on December 12, 1996...Daughter of Stephen and Deana Graham...Has two brothers, Blake and Landon...Majoring in health and human performance.





ALEXA COMBS

INFIELD • R/R • 5-7 • FRESHMAN

CROSSVILLE, ILL. • CARMI-WHITE COUNTY HS



HIGH SCHOOL

Combs joins the Skyhawks after prepping for Carmi-White County High School under head coach Scott Conner...Combs is a four-time All-South honoree along with being named first team all-conference three times...Combs hit 11 home runs while tallying 106 RBIs and 20 stolen bases during her career...As a senior, Combs hit .354 with three home runs and 16 RBIs... As a junior, Combs hit .396 with three home runs and 20 RBIs while stealing 12 bases on the year...Along with being an All-State honoree, she also competed in the IHSA State Tennis Tournament.

PERSONAL

Born on July 7, 1997...Daughter of Jeremy and Jessica Combs... Has one sister, Morgan...Majoring in marketing.





JESSIE DOUGLAS

INFIELD • R/R • 5-10 • FRESHMAN
BROOKPORT, ILL. • MASSAC COUNTY HS

11

HIGH SCHOOL

Douglas joins her high school teammate Gracyn McBride from Massac County High School where she played for head coach Pat Clark...As a senior, Douglas hit .389 with a pair of home runs, 12 doubles and 13 RBIs while tallying eight stolen bases.... Douglas hit .458 with six home runs, nine doubles, four triples and 35 RBIs as a junior...For her career, Douglas posted a .429 average, bashed 15 home runs, tallied 40 doubles and drove in 111 runs...She is a three-time SIRR All-Conference recipient along with back-to-back-back spots on both All South and All-State teams.

PERSONAL

Born on March 25, 1997...Daughter of Jimmy and Johnna Douglas...Majoring in education, integrated studies K-6.





TAYLOR SAXON

PITCHER/INFIELD • R/R • 5-6 • FRESHMAN
DEWY ROSE, GA. • HART COUNTY HS

15

HIGH SCHOOL

Saxon hails from Hart County High School where she played under head coach Britney Burton...In 25 games as a senior, she hit .313 with two home runs and 14 RBIs...For her career, Saxon has notched a .339 average with 10 home runs, nine doubles and 53 RBIs...As a pitcher she has posted a 2.22 record in 23 appearances...She has recorded 138 strikeouts and allowed just 42 earned runs in 132.2 innings of work.

PERSONAL

Born on Nov. 14, 1996...Daughter of Thomas and Reagyn Saxon...Has one brother, Garrett...Majoring in special education.





LAUREN MYERS

OUTFIELD • L/L • 5-5 • FRESHMAN
BRENTWOOD, TENN. • RAVENWOOD HS

21

HIGH SCHOOL

Myers joins the Skyhawks from Ravenwood High School where she played for head coach Christina Pangello...Myers was named the 11-AAA Golden Glove Defensive Player of the Year...Among several career accolades, Myers has been named Rookie of the Year, was a two-time Athlete of the Week, Offensive Player of the Year, All-District and an All-Middle Tennessee Class AAA All-State selection.

PERSONAL

Born on Oct. 10, 1996...Daughter of Jim and Julie Myers...Has one sister, Summer Myers...Majoring in health and human performance.





GRACYN McBRIDE

INFIELD • R/R • 5-8 • FRESHMAN
METROPOLIS, ILL. • MASSAC COUNTY HS

24

HIGH SCHOOL

McBride joins her high school teammate Jessie Douglas from Massac County High School where she played for head coach Pat Clark...Her senior season, McBride hit .429 with seven home runs, 11 doubles and 34 RBIs...She posted a dominating numbers as a junior, tallying a .405 batting average along with 11 home runs and 44 RBIs...For her prep career, McBride hit .429 in 450 plate appearances, mashing 31 home runs, tallying 59 doubles and driving in 200 runs...She is a four-time SIRR Ohio Division All-Conference recipient along with named All-South and All-State honors.

PERSONAL

March 6, 1997...Daughter of Kerry and Adelle McBride...Has one brother, Camryn...Majoring in health and human performance, K-12 licensure.





KELSI DICKEY

OUTFIELD • R/R • 5-7 • FRESHMAN
MOUNT JULIET, TENN. • FRIENDSHIP CHRISTIAN

31

HIGH SCHOOL

Dickey joins the Skyhawks after prepping for head coach Jody Attwood at Friendship Christian where she helped the team to a 36-9 record and a state championship as a senior...During her senior season, Dickey hit .310 with three home runs and 32 RBIs while swiping 14 bases...As a junior she posted a .426 batting average along with a .462 on-base percentage to go with five home runs, five triples, 43 RBIs and 44 runs scored...Her statistics earned her Tennessee Softball Coaches Association Division II-A Miss Softball East-Middle Tennessee honors along with All-State recognition...She also earned a spot on the TSCA All-Star game.

PERSONAL

Born on March 14, 1997...Daughter of Keith and Tammy Dickey...Has one brother, Jared...Majoring in pre-dental hygiene.





KATIE WARRICK

INFIELD/PITCHER • R/R • 6-0 • FRESHMAN
CHAPEL HILL, TENN. • FORREST HS

55

HIGH SCHOOL

Warrick joins the Skyhawks from Forrest High School where she played under head coach Becky Cheatham...Warrick earned All-American honors from MaxPreps after a stellar prep career...Warrick led Forrest High School to a TSSAA Class A state championship both on the rubber and inside the batter's box...She paced the Lady Rockets in the circle with a 32-3 record while maintaining a miniscule 1.81 earned run average, picking up four wins in as many days en route to a state title...Warrick was even more of a threat inside the batter's box where she finished her season hitting .594 with 14 home runs en route to being named District 9-1 Offensive Most Valuable Player as a senior...She launched 51 career home runs at Forrest High School, shattering the school's previous mark...During her junior campaign, she belted a single-season school record 17 home runs while posting a lofty .648 batting average along with a 17-3 record in the pitching circle.

PERSONAL

Born on July 17, 1997...Daughter of Dottie and Daniel Warrick...Has two brothers, Gabe and Joseph...Still deciding on a major.





ROSTER BREAKDOWN

NUMERICAL ROSTER

No.	Name	Pos.	B/T	Ht.	Yr.	Hometown (Previous School)
2	Kacie Daugherty	OF	L/R	5-6	Sr.	South Fulton, Tenn. (Dyersburg State CC)
3	Alli Fulcher	INF	R/R	5-5	Fr.	Hendersonville, Tenn. (Station Camp HS)
4	Rachel Rhode	P	R/R	5-9	Jr.	Stillwater, Minn. (Lake Land CC)
5	Alyssa Vanlandingham	P	L/L	5-6	Jr.	Hampton, Ark. (Northeast Mississippi CC)
6	Chelsey Smith	OF	R/R	5-8	So.	Madison, Tenn. (Pope John Paul II HS)
7	Brooke Graham	OF	S/R	5-4	Fr.	Lyles, Tenn. (East Hickman HS)
8	Alexa Combs	INF	R/R	5-7	Fr.	Crossville, Ill. (Carmi-White County HS)
9	Jodie Duncan	INF	L/R	5-6	So.	Munford, Tenn. (Munford HS)
11	Jessie Douglas	INF	R/R	5-10	Fr.	Brookport, Ill. (Massac County HS)
13	Alicia Hansen	OF	R/R	5-7	So.	Miamisburg, Ohio (Bishop Fennick HS)
14	Savannah Dodson	INF	R/R	5-7	So.	Huntingdon, Tenn. (Huntingdon HS)
15	Taylor Saxon	P/1B	R/R	5-6	Fr.	Dewy Rose, Ga. (Hart County HS)
17	Carly Gonzales	OF	L/L	5-6	Jr.	Anaheim, Calif. (El Dorado HS)
21	Lauren Myers	OF	L/L	5-5	Fr.	Brentwood, Tenn. (Ravenwood HS)
22	Aeron Smith	C	R/R	5-5	So.	Bowling Green, Ky. (Greenwood HS)
23	Hanna Jones	P	R/R	5-9	So.	Harrisburg, Ill. (Harrisburg HS)
24	Gracyn McBride	1B/3B	R/R	5-8	Fr.	Metropolis, Ill. (Massac Country HS)
27	Brooke Kennedy	P	L/R	5-11	Jr.	Bath Springs, Tenn. (Riverside HS)
31	Kelsi Dickey	OF	R/R	5-7	Fr.	Mt. Juliet, Tenn. (Friendship Christian)
32	Renate Meckl	C	R/R	5-9	Jr.	Oconomowoc, Wisc. (Oconomowoc HS)
55	Katie Warrick	1B/P	R/R	6-0	Fr.	Chapel Hill, Tenn. (Forrest HS)

COACHING STAFF

Head Coach:	Donley Canary (Tennessee Tech, 1978)
Assistant Coach:	Sarah Daws (UT Martin, 2005)
Graduate Assistant:	Katie Reiff (UT Martin, 2014)
Athletic Trainer:	Katherine Malik

15th season
Ninth season
Second season



COACHING STAFF



DONLEY CANARY

HEAD COACH • 15TH YEAR

CANARY ACCOLADES

- UT Martin's all-time winningest coach and the OVC's fifth winningest coach.
- 2012 OVC Coach of the Year
- OVC Regular Season Champion (2010, 2012)
- Inducted into Tennessee Tech University Athletic Hall of Fame in 1997.
- Selected as international coach for 14-15 year-old traveling team in USA vs. Canada series, 1994.
- Selected as 1976 Baseball Academic All-American First Team; 1976 All-OVC Team.
- Played baseball at Tennessee Tech from 1973-77. Was ranked 3rd in NCAA after hitting .429 in 1976.
- Still holds the Tennessee Tech record for most walks in a career with 139.

CAREER COACHING RECORD

Year	Overall				OVC			
	W	L	T	Pct.	W	L	Pct.	Place
2002	25	33	0	.431	12	7	.632	3rd
2003	21	26	0	.429	12	8	.600	3rd
2004	40	21	0	.656	18	7	.720	2nd
2005	33	22	0	.600	15	11	.577	4th
2006	35	26	1	.574	15	12	.556	4th
2007	30	33	0	.476	14	12	.538	5th
2008	28	27	0	.509	10	12	.455	7th
2009	38	24	0	.613	13	10	.565	4th
2010	47	11	0	.810	22	3	.880	1st
2011	34	24	0	.586	19	10	.655	3rd
2012	39	22	0	.639	23	6	.793	1st
2013	37	20	0	.627	14	10	.583	5th
2014	27	27	1	.500	14	10	.583	6th
2015	24	26	0	.480	9	15	.375	9th
Totals	458	342	2	.572	210	133	.612	

OVC ALL TIME WINNINGEST COACHES

	HEAD COACH	UNIVERSITY	SEASONS	CAREER WINS
1.	Lana Richmond	Southeast Missouri	30	884
2.	Jana McGinnis*	Jacksonville State	19	726
3.	Jane Worthington*	Eastern Kentucky	21	600
4.	Tory Acheson	Tennessee Tech	14	503
5.	Donley Canary*	UT Martin	14	458

* Active Ohio Valley Conference head coach

DONLEY CANARY ENTERS HIS 15TH SEASON AT THE HELM OF THE SKYHAWKS. CANARY GUIDED THE UT MARTIN SOFTBALL TEAM TO ITS SECOND OHIO VALLEY CONFERENCE REGULAR SEASON CHAMPIONSHIP, OVC TOURNAMENT TITLE AND NCAA REGIONAL SINCE 2009 BEFORE FINDING HIMSELF IN THE 2013 OVC TOURNAMENT CHAMPIONSHIP GAME. AMONGST NUMEROUS TEAM ACCOMPLISHMENTS, HE WON HIS 400TH CAREER GAME ON APRIL 20, 2013 AND THE SKYHAWKS HAVE APPEARED IN 11 OVC TOURNAMENTS IN THE PAST 13 YEARS.

IN THE PAST 14 SEASONS, CANARY HAS NOT ONLY BECOME THE PROGRAM'S ALL-TIME WINNINGEST COACH, BUT ALSO TRANSFORMED THE SKYHAWK SOFTBALL TEAM INTO A RESPECTED AND PERENNIAL OVC CONTENDER. CANARY GUIDED THE PROGRAM TO ITS FIRST-EVER OVC TOURNAMENT TITLE AND NCAA TOURNAMENT BERTH IN 2009 AND ITS FIRST OVC REGULAR SEASON CHAMPIONSHIP IN 2010. AS A WHOLE, THE SKYHAWKS HAVE WON REGULAR SEASON CHAMPIONSHIPS IN BOTH 2010 AND 2012 ALONG WITH OVC TOURNAMENT TITLES IN 2009 AND 2012.

NOW AFTER 14 SEASONS, CANARY SPORTS A 458-342-2 WON-LOSS-TIE RECORD AND HIS TEAMS HAVE ADVANCED TO THE OVC TOURNAMENT 11 TIMES. CANARY HAS COACHED 70 ALL-OVC SELECTIONS IN HIS 14 SEASONS WITH 23 OF THOSE HAVING BEEN NAMED TO THE ALL-OVC FIRST TEAM, 10 WERE NAMED ALL-OVC SECOND TEAM, THREE WERE ALL-OVC HONORABLE MENTIONS ALONG WITH 23 NAMED TO THE OVC ALL-TOURNAMENT TEAM, INCLUDING TWO OVC TOURNAMENT MVPs. CANARY HAS ALSO HAD 20 OVC ALL-NEWCOMER TEAM MEMBERS WHICH WAS NEWLY CREATED FOR THE 2006 SEASON. CANARY IS CURRENTLY THE FIFTH ALL-TIME WINNINGEST COACH IN THE OVC WITH 458 CAREER WINS AND IS THE FOURTH WINNINGEST AMONG ACTIVE COACHES IN THE CONFERENCE.

THE TRANSFORMATION BEGAN IN 2002, DURING CANARY'S FIRST SEASON, WHEN THE SKYHAWKS POSTED A 25-33 WIN-LOSS RECORD. THE SKYHAWKS WERE LAUDED AS THE SECOND MOST IMPROVED DIVISION I SOFTBALL PROGRAM IN THE NATION. CANARY GUIDED THE TEAM TO 14 MORE VICTORIES THAN THE YEAR BEFORE. MUCH OF THE TEAM'S SUCCESS WAS BECAUSE OF A STELLAR RECRUITING CLASS. THE TEAM ADVANCED TO THE OVC TOURNAMENT AS THE No. 3 SEED. IN THE TOURNAMENT, THE SKYHAWKS SUFFERED A 6-1 LOSS TO No. 6 SEED EASTERN ILLINOIS IN THE FIRST ROUND. THE SKYHAWKS DEFEATED No. 5 SOUTHEAST MISSOURI STATE, 5-1, IN THE SECOND ROUND AND THEN LOST TO EASTERN ILLINOIS 5-1 IN THE CONSOLATION BRACKET ELIMINATION GAME.

WITH THE BAR RAISED FOR THE 2003 SEASON, CANARY AND THE SKYHAWKS ONCE AGAIN ANSWERED THE CHALLENGE. THE TEAM PROVED ITS SUCCESS IN 2002 WAS NOT A FLUKE BY WINNING 21 GAMES AND THE SKYHAWKS KNOCKED OFF EASTERN KENTUCKY IN THE FIRST ROUND 4-0 BEFORE FALLING TO EVENTUAL OVC CHAMPION TENNESSEE TECH AND SAMFORD.

IN 2004, THE TEAM WON 40 GAMES AND FOLLOWED THAT BY WINNING 33 GAMES IN 2005. CANARY AND THE SKYHAWKS WERE ON A ROLL IN 2006 WINNING 25 GAMES AND THEN CLAIMING 30 WINS IN 2007.

IN 2008, THE CANARY-LED SKYHAWK SQUAD MISSED THE OVC TOURNAMENT, FOR THE FIRST TIME IN THE COACH'S TENURE. THE REGULAR SEASON CAME DOWN TO THE FINAL WEEKEND WITH UT MARTIN FACING SAMFORD AND THE WINNER OF THE THREE-GAME SERIES EARNING THE FINAL BERTH INTO THE POSTSEASON. AFTER CLAIMING THE OPENING GAME 5-3, SAMFORD WAS ABLE TO TAKE THE FINAL TWO GAMES OF THE SERIES BY A SCORE OF 2-1 IN EACH. DURING THE SEASON CANARY PASSED THE 200 WIN PLATEAU IN HIS HEAD COACHING CAREER. THE MILESTONE WIN CAME ON THE ROAD, APRIL 6, AGAINST CANARY'S ALMA MATER TENNESSEE TECH BY

COACHING MILESTONES

Win	Opponent	(Score)	Date
1	Nicholls State	3-0	2/16/02
50	Oakland	9-8	2/22/04
100	Southeast Missouri	5-2	3/19/05
148*	Morehead State	7-2	4/15/06
150	Eastern Kentucky	1-0	4/22/06
200	Tennessee Tech	2-1	4/6/08
250**	Southeast Missouri	4-1	5/9/09
300	Evansville	5-1	2/18/11
400	Morehead State	5-3	4/20/13
450	Belmont	9-3	4/3/15

* Win No. 148 made Canary the all-time winningest coach at UT Martin

** Championship game of 2009 OVC Tournament

STH MOST WINS IN OVC HISTORY

A SCORE OF 2-1.

ONE OF THE BIG HIGHLIGHTS OF CANARY'S COACHING CAREER CAME IN 2009 WHEN HIS TEAM ENTERED THE OVC TOURNAMENT AS THE No. 4 SEED AND RALLIED AFTER DROPPING THE OPENING GAME TO WIN THE NEXT FIVE GAMES AND CLAIM THE PROGRAM'S FIRST OVC TOURNAMENT CHAMPIONSHIP AND NCAA TOURNAMENT BERTH. THE OVC TOURNAMENT RUN ALSO MARKED THE LOWEST SEED TO EVER WIN THE TOURNAMENT ALONG WITH ALSO BEING THE FIRST TIME A TEAM HAD COME OUT OF THE FIRST ROUND LOSERS BRACKET TO EVENTUALLY WIN THE TITLE.

THE SKYHAWKS AND CANARY WON THEIR FIRST REGULAR SEASON CHAMPIONSHIP IN 2010. THE COACH GUIDED THE SKYHAWKS TO A 47-11 WON-LOSS RECORD. BY WINNING THE REGULAR SEASON TITLE, THE SKYHAWKS EARNED THE RIGHT TO HOST THE OVC TOURNAMENT.

IN 2011, CANARY WAS FACED WITH REPLACING FOUR FOUR-YEAR STARTERS WITH A HOST OF NEWCOMERS. THE SKYHAWKS FINISHED THIRD IN THE REGULAR SEASON WITH A 19-10 SLATE AND OVERALL WITH A 34-24 RECORD.

THE SKYHAWKS RALLIED AROUND A TRIO OF SENIORS — CHELSEA JONES, JENNY BAIN AND ERICA DUKE — IN 2012, WINNING THE REGULAR SEASON OVC TITLE AND THE OVC TOURNAMENT CROWN. WITH THE TOURNAMENT TITLE, THE SKYHAWKS ADVANCED TO THE NCAA REGIONAL WHERE THEY PLAYED EVENTUAL NATIONAL CHAMPION ALABAMA AND GEORGIA TECH.

ALONG WITH THE PROVEN LEADERSHIP OF THE THREE SENIORS, THE SKYHAWKS REAPED THE EFFORTS OF THREE FRESHMEN IN THE STARTING LINEUP. WHEN THE DUST SETTLED ON THE SEASON, THE ACCOLADES CAME POURING IN. JONES WAS NAMED THE OVC PITCHER OF THE YEAR. TAYLOR, A JUNIOR FROM BROWNSVILLE WAS NAMED THE LEAGUE'S PLAYER OF THE YEAR AND CANARY PICKED UP HIS SECOND OVC COACH OF THE YEAR HONOR.

JONES AND TAYLOR MADE THE NFCA ALL-REGION TEAM, AND TAYLOR WAS NAMED AN



EASTON ALL-AMERICAN, IN ADDITION TO BEING NAMED A CAPITAL ONE CoSIDA ACADEMIC ALL-AMERICAN.

IN 2013, THE SKYHAWKS HAD TO REBOUND FROM THE LOSS OF THREE KEY SENIORS. LOOKING TO RELOAD, RATHER THAN REBUILD, THE SKYHAWKS SAW THE EMERGENCE OF SOPHOMORE KENZI TATE WHO SHATTERED NUMEROUS PROGRAM RECORDS EN ROUTE TO BEING NAMED TABBED AN ALL-OVC FIRST TEAM HONOREE ALONG WITH NFCA DIVISION I ALL-REGION. TAYLOR CAPPED HER ILLUSTRIOUS CAREER WITH YET ANOTHER ALL-OVC HONOR WHILE SETTING NEW PROGRAM RECORDS IN BOTH SINGLE SEASON AND CAREER STEALS. THE SKYHAWKS BELTED AN OVC-LEADING 51 HOME RUNS WHILE DRIVING IN 238 RBIs EN ROUTE TO A 37-20 RECORD ON THE YEAR AND A SPOT IN THE OVC TOURNAMENT TITLE GAME.

2014 WAS A YEAR OF TRANSITION, CAPITALIZED BY THE LOSS OF THREE SENIORS AND A KEY RETURNER INJURY LED THE SKYHAWKS TO A 27-27-1 RECORD AND NO. 6 SEED IN THE OVC TOURNAMENT. DESPITE THE OVERALL RECORD, CANARY NOTCHED HIS 200TH CAREER OVC VICTORY WITH A 6-5 DECISION AT AUSTIN PEAY ON MAY 3. HIGHLIGHTING THE YEAR WAS THE PLAY OF OVC FRESHMAN OF THE YEAR CARLY GONZALES. ALONG WITH THE LEAGUE'S TOP FRESHMAN HONOR, GONZALES WAS NAMED TO THE ALL-OVC SECOND TEAM AND AN ALL-NEWCOMER AFTER PACING THE TEAM WITH A .328 BATTING AVERAGE, WHILE HITTING ONE HOME RUN, 17 RBIs AND 11 STOLEN BASES.

CANARY'S 2015 SQUAD BECAME JUST THE SECOND TEAM IN THE LAST 13 YEARS TO NOT MAKE THE OVC TOURNAMENT AFTER FINISHING WITH A 24-26 OVERALL RECORD AND A 9-15 MARK IN THE LEAGUE. DESPITE THE RESULTS, THE SKYHAWKS SAW FIVE PLAYERS FINISH WITH BATTING AVERAGES OVER THE .300 MARK, LED BY ALL-OVC FIRST TEAM SELECTION 1B/P KENZI TATE WITH A TRIPLE CROWN CAMPAIGN, TALLYING A .345 BATTING AVERAGE, NINE HOME RUNS AND 38 RBIs AT THE PLATE. FRESHMAN OUTFIELDER ALICIA HANSEN ALSO WAS NAMED TO THE ALL-NEWCOMER TEAM AFTER CRANKING SIX HOME RUNS AND 28 RBIs IN HER DEBUT SEASON.

OFF THE FIELD, CANARY'S TEAMS HAVE ALSO EXCELLED IN THE CLASSROOM, EARNING THE OVC ACADEMIC AWARD IN 2005 IN CONSECUTIVE YEARS IN 2014 AND 2015 ALONG WITH CURRENTLY BEING THE TEAM THAT OWNS THE HIGHEST GRADE POINT AVERAGE OVER THE LAST FIVE YEARS ACCORDING TO THE NATIONAL FAST PITCH COACHES ASSOCIATION.

CANARY CAME TO UT MARTIN FROM TENNESSEE TECH WHERE HE HELD VARIOUS POSITIONS IN ATHLETICS SINCE 1993. HE SERVED AS DIRECTOR OF ATHLETIC FUND-RAISING AND ASSISTANT SOFTBALL COACH DURING THE 2000-01 SEASONS, AMASSING A 44-20 RECORD. CANARY ALSO SERVED AS AN ASSISTANT BASEBALL COACH FOR THE GOLDEN EAGLES FROM 1993 -2000 SEASON. DURING THAT TIME TECH CLAIMED A 193-235-1 RECORD HIGHLIGHTED BY A REGULAR SEASON AND TOURNAMENT OVC CHAMPIONSHIP IN 1997.

CANARY IS A FORMER ACADEMIC ALL-AMERICAN BASEBALL PLAYER FROM 1973-77 AND GRADUATE OF TENNESSEE TECH UNIVERSITY. HE WAS INDUCTED INTO THE TENNESSEE TECH SPORTS HALL OF FAME IN 1997 IN RECOGNITION OF HIS OUTSTANDING PLAYING CAREER.

AN ALL-OVC OUTFIELDER, CANARY LED THE GOLDEN EAGLES WITH A .429 BATTING AVERAGE AND WAS NAMED ALL-SOUTH AND RECEIVED THE ACADEMIC ALL-AMERICAN AWARD FOLLOWING THE 1976 SEASON. CANARY WAS THE TOP BATTER IN THE GOLDEN EAGLE LINE UP DURING THE 1974 AND 1976 SEASONS. IN 1974, HE LED TECH WITH A .327 AVERAGE AT THE PLATE AND 1976 AVERAGE OF .429 STILL SITS AS THIRD ALL-TIME IN GOLDEN EAGLE BASEBALL HISTORY.

CANARY ALSO SITS AT FOURTH IN WALKS WITH 39 AND SIXTH IN AT-BATS PER STRIKEOUT WITH 27.2. ON THE CAREER WALKS LIST, CANARY STILL HOLDS THE TOP SPOT WITH 134 FREE PASSES DURING HIS TENURE.

HE EARNED HIS MASTER'S DEGREE FROM THE UNIVERSITY OF TENNESSEE IN 1980. CANARY AND HIS WIFE, JENNY (ALSO A TENNESSEE TECH GRADUATE), HAVE ONE SON, DAVID WHO IS CURRENTLY AN ASSISTANT COACH AT JOHNSON COUNTY COMMUNITY COLLEGE IN OVERLAND PARK, KANSAS.

CANARY VS. ALL OPPONENTS

OVC OPPONENTS W-L

AUSTIN PEAY	33-7
BELMONT.....	18-0
EASTERN ILLINOIS.....	21-21
EASTERN KENTUCKY	19-23
JACKSONVILLE STATE	9-30
MOREHEAD STATE.....	31-4
MURRAY STATE	13-9
SIUE.....	10-7
SOUTHEAST MISSOURI..	31-16
TENNESSEE STATE	35-3
TENNESSEE TECH	19-25

OTHER OPPONENTS W-L

AKRON	3-0
ALABAMA	0-1
ALABAMA STATE.....	2-0
ALCORN STATE.....	4-0
ARIZONA	0-1
ARKANSAS.....	0-3
ARKANSAS PINE BLUFF...	1-0
ARMY.....	2-0
BALL STATE	1-2
BETHEL	1-0
BETHUNE-COOKMAN.....	1-1
BINGHAMTON	1-0
BIRMINGHAM SOUTHERN	1-0
BOSTON COLLEGE.....	0-1
BOWLING GREEN.....	1-2-1
BRADLEY	1-2
BUCKNELL	2-0
BUFFALO	2-1
BUTLER.....	3-2
CENTRAL ARKANSAS.....	1-1
CENTRAL CONNECTICUT.	2-0
CENTRAL FLORIDA.....	0-1
CHATTANOOGA.....	2-4
CLEVELAND STATE	2-0
COLLEGE OF CHARLESTON...	0-1
COLGATE	5-0
COLORADO STATE	0-2
COLUMBIA.....	1-0
DAKOTA WESLEYAN.....	1-0
DARTMOUTH	1-1
DAYTON.....	1-0
DELAWARE	1-1
DETROIT	1-0
DRAKE	0-2
DREXEL.....	1-0
EAST TENNESSEE STATE ..	2-2
EVANSVILLE	11-8
FAIRFIELD	1-1
FAIRLEIGH DICKINSON ..	3-0
FLORIDA A&M.....	1-0
FLORIDA GULF COAST	1-1
GEORGE MASON.....	1-1
GEORGETOWN.....	1-0
GEORGE WASHINGTON ...	1-0
GEORGIA.....	0-3
GEORGIA STATE.....	2-2
GEORGIA TECH.....	0-5
GRAMBLING.....	1-0
HOLY CROSS.....	1-0
HOUSTON BAPTIST	2-0
ILLINOIS	1-0
ILLINOIS-CHICAGO	0-1
ILLINOIS STATE	0-1
INDIANA	3-1
IPFW.....	3-0
INDIANA STATE	2-5
IONA.....	1-0
IOWA STATE.....	1-0
IUPUI.....	1-0
JACKSON STATE	4-1
KANSAS	1-0
KENNESAW STATE.....	1-2
KENT STATE	0-1
LAFAYETTE	1-0

LAMAR.....	1-0
LIPSCOMB	4-6
LOUISIANA-LAFAYETTE....	0-2
LOUISIANA-MONROE	1-1
LOUISIANA TECH.....	1-2
LOUISVILLE	0-1
LOYOLA-CHICAGO	3-0
LOYOLA MARYMOUNT	0-2
MAINE.....	1-2
MANHATTAN.....	1-0
MARIST	1-0
MARSHALL	0-1
MCNEESE STATE	0-1
MEMPHIS.....	5-8
MERCER.....	2-0
MID-CONTINENT	6-0
MIDDLE TENNESSEE.....	7-9-1
MINNESOTA	0-1
MISSISSIPPI STATE	0-2
MISSISSIPPI VALLEY STATE.	6-2
MISSOURI-KANSAS CITY..	2-0
MONMOUTH	1-1
NEBRASKA-OMAHA.....	1-0
NIAGARA	2-0
NICHOLLS STATE.....	2-1
NORTH DAKOTA STATE...	0-1
NORTH FLORIDA	0-1
NORTH TEXAS	1-0
NORTHERN COLORADO...	2-1
NORTHERN ILLINOIS	0-2
NORTHERN IOWA	1-1
NORTHRIDGE	1-1
NORTHWESTERN STATE...	1-1
OAKLAND	3-0
OHIO STATE	1-0
OLE MISS	3-6
PENNSYLVANIA	3-2
PRINCETON.....	1-0
PURDUE	0-2
RADFORD	1-0
RHODE ISLAND	2-0
RIDER	1-0
SACRED HEART	1-1
ST. JOHN'S	0-1
ST. JOSEPH	1-0
ST. PETERS.....	1-0
SAINT FRANCIS	2-0
SAINT LOUIS.....	12-16
SAMFORD	6-10
SAN DIEGO	0-2
SOUTH DAKOTA.....	0-1
SOUTHEASTERN LOUISIANA	7-2
SOUTHERN	4-1
SOUTHERN ILLINOIS	5-12
SOUTHERN MISS.....	0-1
STETSON	0-1
SYRACUSE	0-1
TEXAS-ARLINGTON	0-1
TEXAS SOUTHERN	1-0
TEXAS TECH.....	1-1
TOLEDO	3-0
TREVECCA.....	1-0
TROY.....	0-3
TULSA.....	0-1
UAB.....	1-0
UNC GREENSBORO.....	1-0
UT ARLINGTON	1-2
UTAH VALLEY	0-1
VALPARAISO.....	0-1
WAGNER.....	2-0
WESTERN CAROLINA	1-0
WESTERN KENTUCKY	4-5
WICHITA STATE	0-1
WINTHROP	0-2
WISCONSIN	0-1
YALE.....	3-0
YOUNGSTOWN STATE	2-1



SARAH DAWS

ASSISTANT COACH NINTH YEAR

SARAH DAWS ENTERS HER NINTH SEASON AS AN ASSISTANT SOFTBALL COACH AT UT MARTIN. DAWS, WHO WAS A FOUR-YEAR MEMBER OF THE SKYHAWK SOFTBALL PROGRAM AS A CATCHER FROM 2001-04, WORKS PRIMARILY WITH THE PITCHERS AND CATCHERS, ALONG WITH PROVIDING HITTING INSTRUCTION.

DAWS HELPED MENTOR SENIOR 1B/P KENZI TATE WHO WAS RECOGNIZED AS AN ALL-OVC FIRST TEAM HONOREE AFTER LEADING THE TEAM IN ALL THREE TRIPLE CROWN CATEGORIES WITH A .345 BATTING AVERAGE, NINE HOME RUNS AND 38 RBIs AT THE PLATE. INSIDE THE CIRCLE, TATE PICKED UP THREE VICTORIES.

HIGHLIGHTING THE 2014 YEAR WAS THE PLAY OF OVC FRESHMAN OF THE YEAR CARLY GONZALES. ALONG WITH THE LEAGUE'S TOP FRESHMAN HONOR, GONZALES WAS NAMED TO THE ALL-OVC SECOND TEAM AND AN ALL-NEWCOMER AFTER PACING THE TEAM WITH A .328 BATTING AVERAGE WHILE HITTING ONE HOME RUN, 17 RBIs AND 11 STOLEN BASES.

DAWS SPENT THE 2013 SEASON WORKING WITH SOPHOMORE KENZI TATE WHO LED THE TEAM WITH A 20-6 RECORD AND A 2.79 ERA EN ROUTE TO ALL-OVC FIRST TEAM, OVC ALL-TOURNAMENT TEAM AND NFCA DIVISION I ALL-REGION HONORS. IN ADDITION TO TATE'S WORK IN THE CIRCLE, SHE LED THE TEAM WITH A .359 BATTING AVERAGE WHILE HITTING 13 HOME RUNS AND DRIVING IN A PROGRAM RECORD 56 RBIs. JOINING TATE WAS HER BATTERY MATE, FRESHMAN DEVEN WILSON WHO GARNERED A SPOT ON THE OVC'S ALL-NEWCOMER SQUAD. WILSON CAUGHT 52 GAMES FOR THE SKYHAWKS, WHILE FINISHING FOURTH ON THE TEAM WITH A .285 BATTING AVERAGE WITH THREE HOME RUNS AND 19 RBIs.

IN 2012, DAWS WORKED WITH OHIO VALLEY CONFERENCE PITCHER OF THE YEAR AND OVC TOURNAMENT MOST VALUABLE PLAYER CHELSEA JONES WHO FINISHED THE SEASON WITH A 28-9 OVERALL RECORD AND A 2.30 ERA. IN ADDITION TO LEADING THE SKYHAWKS TO THEIR SECOND OVC REGULAR SEASON TITLE, JONES HELPED THE SKYHAWKS WIN THE OVC TOURNAMENT AND ADVANCE TO THEIR SECOND NCAA REGIONAL WHERE THEY PLAYED GEORGIA TECH AND EVENTUAL NATIONAL CHAMPION ALABAMA.

JONES WAS ONE OF 10 PLAYERS WHO RECEIVED OVC ACCOLADES ALONG WITH BEING NAMED TO THE NFCA (NATIONAL FASTPITCH COACHES ASSOCIATION) ALL-REGION TEAM.

IN ADDITION TO JONES' SUCCESS, FRESHMAN CATCHER LAUREN SMITH AND FRESHMAN PITCHER CASEY VINCENT WERE NAMED TO THE LEAGUE'S ALL-NEWCOMER TEAM. VINCENT FINISHED THE YEAR WITH A 9-5 WORKSHEET AND A 3.11 ERA. THE SKYHAWKS WERE 39-21 OVERALL IN 2012, AND THE TEAM SPORTED AN ERA OF 2.80.

IN 2011, DAWS WORKED WITH FRESHMAN PITCHER AMANDA BRANDENBURG WHO WAS NAMED THE LEAGUE'S FRESHMAN OF THE YEAR. BRANDENBURG ALSO WAS NAMED TO THE ALL-OVC FIRST TEAM AND SELECTED TO THE OVC'S ALL-NEWCOMER TEAM.

THE SKYHAWKS WERE THIRD IN THE OVC IN PITCHING IN 2011 WITH A TEAM ERA OF 2.95.

DAWS COACHED FIRST-TEAM ALL-OVC SELECTION PAIJ LINTZ IN 2010. SHE ALSO COACHED PITCHER KATE VANDERHAM AND CATCHER LAURIE

LINDOW, WHO WERE BOTH ALL-OVC FIRST-TEAM SELECTIONS. VANDERHAM PICKED UP ALL-NEWCOMER HONORS, WHILE LINDOW WAS NAMED TO THE OVC ALL-TOURNAMENT TEAM.

BEFORE THE 2010 SEASON, DAWS HAD ONE MEMBER OF HER PITCHING STAFF NAMED TO THE ALL-OVC SECOND TEAM, ALONG WITH ONE ALL-OVC TOURNAMENT TEAM SELECTION AND THE OVC TOURNAMENT MVP. SHE GRADUATED FROM THE UNIVERSITY OF TENNESSEE AT MARTIN WITH A DEGREE IN EDUCATION IN 2004.

DURING HER TIME AT UT MARTIN, DAWS WAS THE OPENING DAY CATCHER ALL FOUR YEARS OF HER CAREER. DAWS EARNED THE TEAM DEFENSIVE AWARD IN 2001 AND THE GOLDEN GLOVE IN 2003. SHE ALSO EARNED ACCOLADES ON THE CONFERENCE LEVEL, BEING NAMED ALL-OVC HONORABLE MENTION IN 2002 AND ALL-OVC SECOND TEAM IN 2003. DAWS STILL APPEARS IN THE PROGRAM'S RECORD BOOKS 13 TIMES AND IS AMONG THE TOP-FIVE IN FIVE CATEGORIES.

BEFORE RETURNING TO HER ALMA MATER, DAWS WAS AT MILL CREEK HIGH SCHOOL WHERE SHE WAS A SPECIAL EDUCATION TEACHER AND SERVED AS AN ASSISTANT COACH WITH THE VARSITY SOFTBALL PROGRAM AND AS HEAD COACH OF THE JUNIOR VARSITY PROGRAM.

DAWS IS THE DAUGHTER OF BARBARA DAWS AND HAS ONE OLDER BROTHER, GEORDY. SHE ATTENDED BRENTWOOD HIGH SCHOOL WHERE SHE WAS A TWO-SPORT ATHLETE IN SOFTBALL AND VOLLEYBALL. ON THE DIAMOND, DAWS COLLECTED ALL-DISTRICT ACCOLADES IN 1998, 1999 AND 2000. SHE WAS NAMED TO THE ALL-DISTRICT TOURNAMENT TEAM IN 1999 AND 2000 ALONG WITH BEING NAMED TO THE ALL-REGION TEAM IN 2000. SHE LED HER TEAM TO DISTRICT CHAMPIONSHIPS IN 1997, 1998 AND 2000, REGIONAL CHAMPIONSHIPS IN 1997, 1998 AND 2000, AND A SUB-STATE CHAMPIONSHIP IN 1998.



KATIE REIFF

GRADUATE ASSISTANT COACH SECOND YEAR

KATIE REIFF ENTERS HER SECOND SEASON AS A GRADUATE ASSISTANT COACH FOR THE SKYHAWKS AFTER FINISHING OUT HER TWO-YEAR CAREER AND SEASON AS A STUDENT ASSISTANT AT UT MARTIN. REIFF WORKS WITH BOTH OUTFIELDERS AND INFELDERS.

IN 2015, REIFF WORKED WITH A PAIR OF OHIO VALLEY CONFERENCE HONOREES IN SENIOR 1B/P KENZI TATE WHO PACED THE SQUAD IN ALL THREE TRIPLE CROWN CATEGORIES AFTER TALLING A .345 BATTING AVERAGE, NINE HOME RUNS AND 38 RBIs EN ROUTE TO AN ALL-OVC FIRST TEAM SELECTION. FRESHMAN ALICIA HANSEN ALSO EARNED A SPOT ON THE ALL-NEWCOMER SQUAD AFTER TALLING SIX HOME RUNS AND 28 RBIs IN HER DEBUT SEASON WHILE SWIPING A TEAM-BEST 15 STOLEN BASES.

REIFF SERVED AS A STUDENT ASSISTANT DURING THE 2014 SEASON WHILE COMPLETING HER UNDERGRADUATE DEGREE.

AS A SKYHAWK, REIFF APPEARED IN 76 GAMES WHILE EARNING THE STARTING NOD IN 57 CONTESTS BETWEEN SECOND BASE AND SHORTSTOP. SHE STARTED EVERY GAME IN THE 2013 SEASON BEFORE SUFFERING A SEASON-ENDING INJURY, TALLING 10 HITS AND THREE RBIs.

BEFORE COMING TO UT MARTIN, REIFF WAS A MEMBER OF A LAKE LAND COLLEGE SQUAD WHERE SHE WAS NAMED TO THE REGION 24 ALL-TOURNAMENT TEAM. IN ADDITION TO TWO-TIME REGION 24 ALL-TOURNAMENT TEAM SELECTION, REIFF HAD A .367 BATTING AVERAGE, HITTING 13 DOUBLES, FOUR HOME RUNS AND DRIVING IN 35 RBIs.

REIFF IS THE DAUGHTER OF BILL AND AMY REIFF OF MONTICELLO, IND. AS A 2014 UT MARTIN GRADUATE IN HEALTH AND HUMAN PERFORMANCE, SHE IS CURRENTLY PURSUING A MASTER'S DEGREE WITH THE ULTIMATE GOAL OF BECOMING A TEACHER AND A COACH.





KATHERINE MALIK

ATHLETIC TRAINER

SIXTH SEASON

Katherine Malik enters her sixth season as an assistant athletic trainer at The University of Tennessee at Martin. She serves as the primary athletic trainer for the Skyhawk women's soccer and softball teams, while also assisting with the Olympic sports.

Malik comes to the Skyhawk Sports Medicine staff from Birmingham Southern where she was also an assistant athletic trainer, working primarily with the women's soccer, women's basketball, softball and lacrosse teams. Prior to her time at Birmingham Southern, Malik spent a year as an intern at Georgia Tech and two years as a graduate assistant at the University of Central Florida. While at Georgia Tech, Malik worked with the football and track programs and at Central Florida she worked primarily with the women's soccer team while earning a master's degree in physical education.

Malik is a 2004 graduate of the University of Florida, earning a degree in exercise science and is married to her husband, Tyson Malik, head baseball coach at Jackson State. The couple has one son, Ryne.



COURTNEY ANDERS

STUDENT MANAGER

THIRD SEASON

Courtney Anders enters her third season with the Skyhawks. Included in Anders' day-to-day duties is the maintenance of the grass and turf playing surfaces of Bettye Giles Field along with the stocking and maintaining equipment items and storage facilities within Skyhawk Park.



ALEX BOGGIS

ASSISTANT SPORTS INFORMATION DIRECTOR

FOURTH SEASON

Alex Boggis has worked in the UT Martin sports information office since 2012. At UT Martin, Boggis is the media contact for football (secondary), soccer, women's basketball, softball, cross country and tennis teams. Boggis also serves on the statistician crew at most Skyhawk home events, produces media guides, game day programs, press releases, and serves as a media host and coordinating event operations.

While at UT Martin, Boggis has taken part in several other sports information ventures. The last two seasons, he has served on the official statistician crew at the Ohio Valley Conference men's and women's basketball tournament in Nashville, where he was part of the team responsible for all stats from the tournament. He also served as the official statistician for the 2012 OVC Soccer Tournament, hosted by UT Martin.

A native of Pinckneyville, Ill., Boggis graduated from UT Martin in 2011, earning a bachelor's degree in business administration with a concentration in marketing. He recently earned his Master's in business administration from UTM in the spring of 2013. He worked as a graduate assistant in the sports information office for one year and was the secondary contact for football, women's basketball and softball, and also the head researcher and designer for basketball and softball media guides. He spent his undergraduate years as the head manager for the UT Martin men's basketball team, serving that role during the 2008-09 OVC Championship season.

Boggis married Tiffany Carlton in June 2013. The couple resides in Martin.



2016 SEASON PREVIEW

SKYHAWKS OPEN 2016 SEASON LOOKING TO MAKE LEAP BACK INTO CHAMPIONSHIP CONVERSATION

The University of Tennessee at Martin softball team embarks on its 15th season under head coach Donley Canary with a mixture of youth and experience in hopes of not only returning to the Ohio Valley Conference Tournament but competing for a conference championship in 2016.

After missing the OVC Tournament for just the second time in his 14-year tenure, Canary and the Skyhawks are looking to improve upon last season's 24-26 overall record while going 9-15 in league play. With last season in the rear-view mirror, the Skyhawks will turn to a mixture of 10 returners and 11 newcomers to put UT Martin back into the championship conversation.

"The best thing about this team is that they believe what the coaching staff says," noted Canary. "They have done everything we have asked them to do while working extremely hard in the classroom, weight room and on the practice field. This is a younger team but we have had great leadership from our junior class as far as stepping up and wanting to get the job done."



CARLY GONZALES

UT Martin will turn to junior outfielder Carly Gonzales to lead the program to the next level in her third season manning centerfield. Gonzales enters the year on the College Sports Madness Preseason All-Ohio Valley first team after a standout sophomore campaign. The lefty ranked second on the team with a .335 batting average, 41 runs scored and 57 base hits while tallying seven home runs and 35 RBIs. The speedster also ranked second on the team with 14 stolen bases while committing just one error in the field.

Canary knows that for his team to be successful, he will need a variety of leaders within his dugout. For him, Gonzales fits the bill. "Carly has been honored all three years that she has been here and has really stepped up to be a terrific leader for this team," said Canary.

Along with Gonzales manning leadership roles, the Skyhawks will look to lone senior Kacie Daugherty along with fellow juniors Brooke Kennedy and Renate Meckl to provide a veteran presence. Daugherty enters her second year with the program after seeing action in 29 games while Kennedy and Meckl return as the team's leading battery partners. Kennedy posted a 5-3 mark along with a 3.28 ERA in 24 appearances last season while Meckl earned 41 starts, posted a .255 batting average and tallied four home runs on the year.

While that combination of players enter with multiple years of experience, the Skyhawks will turn to second-year players Jodie Duncan, Alicia Hansen, Savannah Dodson and Aeron Smith to provide major contributions. Duncan started 35 games at third base while hitting .282 on the season all while Hansen made a seamless transition to Division I ball by earning a spot on the OVC All-Newcomer squad after hitting .278 with six home runs, 28 RBIs and 15 stolen bases. Dodson proved to be a defensive upgrade at second base, earning 36 starts – including the final 30 games of the season – while Aeron



BROOKE KENNEDY

Smith provided an impact bat (.314) and a power arm off the bench from the catcher position.

Even though the word experience is a loose term for the 2016 Skyhawks, the team feels confident in the depth a decorated signing class provides. UT Martin welcomes junior college transfers Rachel Rhode and Alyssa Vanlandingham to the pitching core while freshmen Alli Fulcher, Brooke Graham, Alexa Combs, Jessie Douglas, Taylor Saxon, Lauren Myers, Gracyn McBride, Kelsi Dickey and Katie Warrick will also make their respective debuts.

"We have several newcomers and freshmen that we feel can step in and contribute for us right away," said Canary. "We have a lot of good talent, we just need time to mature. We are going to have to throw them in the frying pan and see how they react."

PITCHERS

UT Martin will look to Kennedy to serve as the staff's No. 1 pitcher out of the gates after a strong sophomore season. Providing backup in the rotation will be the junior duo of Rhode and Vanlandingham. Rhode joins the Skyhawks after posting a 20-2 record along with five saves at Lake Land College last season while Vanlandingham served as Northeast Mississippi Community College's aces while compiling a stingy 2.20 earned run average from the left side of the rubber. The freshman duo of Warrick and Saxon also bring a winning pedigree to the rotation from the right side while Hanna Jones completes the pitching staff.

"The two junior college players have a lot of experience and played on good teams but they haven't played at the Division I level yet," said Canary. "Brooke had a strong sophomore season and we are expecting big things from her. Hanna is coming off an injury plagued season while we expect big things from a pair of freshmen with Katie and Taylor stepping in right away. We know that pitching and defense wins championships, so we are hoping that will elevate us."

CATCHERS

On the opposite side of the circle is the battery-mate duo of Meckl and Aeron Smith. Meckl enters her third year behind the plate while boasting a power bat which posted a four game stretch where she belted three home runs last season. Aeron Smith returns for her second season after splitting time behind the plate despite posting a .314 batting average and seven RBIs.

"I feel like behind the plate we have a two-headed monster in Renate and Aeron," said Canary. "Right now they are neck and neck. Aeron does a great job of calling pitches and directing the team while Renate has more experience. It's a big bonus to have those two back there where both will see plenty of playing time."

INFIELD

While there are holes throughout the lineup following graduation, no area of the lineup took as deep a hit as the infield. After returning just two players who saw action last season, the Skyhawks were faced with replacing contributions especially at first base and shortstop. Duncan returns at third base while Dodson will retain duties at second base.

Warrick will start the year at first base after being honored as an All-American from MaxPreps while claiming a spot on the USA Junior Olympic athlete pool throughout her high school career. Fulcher is primed to see action at shortstop while high school teammates Gracyn McBride and Jessie Douglas will also provide depth on the left side of the infield. Depth at second base will come from Combs while Saxon and McBride will also see action at first base.

"We have both Jodie and Savannah serving as veterans on the infield, which is great," said Canary. "The bad part is, we are considering our sophomores as veterans. We feel comfortable in what we have returning while we expect several freshman to come in and start from day one."



KATIE WARRICK

OUTFIELD

The outfield will be anchored in centerfield by the aforementioned Gonzales with Hansen flanking to her right. Preseason injuries have altered left field as Kacie Daugherty recovers from an on-going injury while Myers is primed to fill the outfield trio. Chelsey Smith, Graham and Dickey will also split time in the outfield.

While there might be question marks in the lineup, speed is not a concern for the Skyhawks. With Canary's squad being known for swiping the extra bag, one can expect the Skyhawks to keep up that trend after stealing 90 bases last season.

"We have some quickness and we are going to run the bases," said Canary. "We have seven or eight players that can run and we are not going to be afraid to put any player in motion."

While the Skyhawks may have speed up and down the lineup, with so many new moving parts, it may take time to gel into a championship contender. UT Martin will get its first taste of competition on Friday, Feb. 12 when the Skyhawks open the regular season at the Southeastern Louisiana Lion Classic against Southern Illinois.



RACHEL RHODE

2016 UT MARTIN SOFTBALL GUIDE

SOUTHEASTERN LOUISIANA LION CLASSIC

Friday, Feb. 12

11 a.m. vs. Southern Illinois
1 p.m. vs. Buffalo

Saturday, Feb. 13

10 a.m. vs. Mississippi Valley State
4:30 p.m. at Southeastern Louisiana

Sunday, Feb. 14

1 p.m. vs. Nicholls State



CHATTANOOGA FROST CLASSIC

Friday, Feb. 19

10 a.m. vs. IPFW
3 p.m. vs. Dayton

Saturday, Feb. 20

10 a.m. vs. Wright State
3 p.m. at Chattanooga

Sunday, Feb. 21

12:30 p.m. Detroit Mercy



KENNESAW STATE TOURNAMENT

Friday, Feb. 27

9 a.m. vs. Western Michigan
11:30 a.m. at Kennesaw State

Saturday, Feb. 28

9 a.m. vs. Western Michigan
11:30 a.m. vs. Alabama A&M



NORTH TEXAS MEAN GREEN SPRING FLING

Friday, March 4

10:30 a.m. vs. Nicholls State
3:30 p.m. at North Texas State

Saturday, March 5

10 a.m. vs. Houston Baptist
4:30 p.m. at North Texas State

Sunday, March 6

9 a.m. vs. Houston Baptist



STETSON TOURNAMENT

Friday, March 11

10 a.m. vs. George Mason

Saturday, March 12

12:30 p.m. vs. Wagner
3 p.m. vs. Binghamton

Sunday, March 13

9 a.m. vs. Binghamton
11 a.m. at Stetson



DATE	OPPONENT	TIME
FEB. 12	vs. SOUTHERN ILLINOIS ¹	11 A.M.
	vs. BUFFALO ¹	1 P.M.
FEB. 13	vs. MISSISSIPPI VALLEY STATE ¹	10 A.M.
	AT SOUTHEASTERN LOUISIANA ¹	4:30 P.M.
FEB. 14	vs. NICHOLLS STATE ¹	1 P.M.
FEB. 19	vs. IPFW ²	10 A.M.
	vs. DAYTON ²	3 P.M.
FEB. 20	vs. WRIGHT STATE ²	10 A.M.
	AT CHATTANOOGA ²	3 P.M.
FEB. 21	vs. DETROIT MERCY ²	12:30 P.M.
FEB. 27	vs. WESTERN MICHIGAN ³	9 A.M.
	AT KENNESAW STATE ³	11:30 A.M.
FEB. 28	vs. WESTERN MICHIGAN ³	9 A.M.
	vs. ALABAMA A&M ³	11:30 A.M.

MARCH 4	AT NICHOLLS STATE ⁴	10:30 A.M.
	AT NORTH TEXAS STATE ⁴	3:30 P.M.
MARCH 5	vs. HOUSTON BAPTIST ⁴	10 A.M.
	AT NORTH TEXAS STATE ⁴	4:30 P.M.
MARCH 6	vs. HOUSTON BAPTIST ⁴	9 A.M.
MARCH 10	AT BETHUNE-COOKMAN	1:30 P.M.
MARCH 11	vs. GEORGE MASON ⁵	10 A.M.
MARCH 12	vs. WAGNER ⁵	12:30 P.M.
	vs. BINGHAMTON ⁵	3 P.M.
MARCH 13	vs. BINGHAMTON ⁵	9 A.M.
	AT STETSON ⁵	11 A.M.
MARCH 19	AT EASTERN ILLINOIS*	NOON
	AT EASTERN ILLINOIS*	2 P.M.
MARCH 20	AT EASTERN ILLINOIS*	NOON
MARCH 25	TENNESSEE STATE*	1 P.M.
	TENNESSEE STATE*	3 P.M.
MARCH 26	BELMONT*	1 P.M.
	BELMONT*	3 P.M.
MARCH 29	AT EVANSVILLE	3 P.M.
	AT EVANSVILLE	5 P.M.

APR. 2	AT AUSTIN PEAY*	NOON
	AT AUSTIN PEAY*	2 P.M.
APR. 3	AT AUSTIN PEAY*	NOON
APR. 6	SOUTHERN ILLINOIS	4 P.M.
APR. 9	TENNESSEE TECH*	1 P.M.
	TENNESSEE TECH*	3 P.M.
APR. 10	JACKSONVILLE STATE*	1 P.M.
	JACKSONVILLE STATE*	3 P.M.
APR. 13	AT OLE MISS	5 P.M.
APR. 16	SOUTHEAST MISSOURI*	1 P.M.
	SOUTHEAST MISSOURI*	3 P.M.
APR. 17	SOUTHEAST MISSOURI*	1 P.M.
APR. 20	MIDDLE TENNESSEE	4 P.M.
APR. 23	AT MOREHEAD STATE*	11 A.M.
	AT MOREHEAD STATE*	1 P.M.
APR. 24	AT EASTERN KENTUCKY*	11 A.M.
	AT EASTERN KENTUCKY*	1 P.M.
APR. 27	AT MEMPHIS	5 P.M.
APR. 30	AT MURRAY STATE*	1 P.M.
	AT MURRAY STATE*	3 P.M.

MAY 1	AT MURRAY STATE*	1 P.M.
MAY 7	SIUE*	1 P.M.
	SIUE*	3 P.M.
MAY 8	SIUE*	1 P.M.

MAY 11-14 OVC TOURNAMENT

¹Southeastern Louisiana Lion Classic²Chattanooga Frost Classic ³Kennesaw State Tournament⁴North Texas State Spring Fling ⁵Stetson Tournament

*OVC Contest

All Times are CST

EASTERN ILLINOIS PANTHERS

SATURDAY, MARCH 19-20 • CHARLESTON, ILL.



NAME: EASTERN ILLINOIS
 LOCATION: CHARLESTON, ILL.
 FOUNDED: 1895
 ENROLLMENT: 8,520
 NICKNAME: PANTHERS
 COLORS: BLUE AND GREY
 CONFERENCE: OHIO VALLEY
 PRESIDENT: DR. DAVID GLASSMAN
 DIRECTOR OF ATHLETICS: TOM MICHAEL

HOME FIELD: GLENN & JOAN WILLIAMS FIELD

COACHING INFORMATION

HEAD COACH: ANGIE NICHOLSON
 HC ALMA MATER: CLEVELAND STATE, '00
 HC CAREER RECORD: 406-308-1
 HC RECORD AT SCHOOL: 52-44

TEAM INFORMATION

2015 RECORD: 21-27
 2015 CONFERENCE RECORD: 14-11
 RETURNERS/LOST: 13/2
 PITCHERS RETURNING/LOST: 4/1
 POSITIONAL PLAYERS RETURNING/LOST: .. 9/1
 STARTERS RETURNING/LOST: 6/3
 NEWCOMERS: 6

TENNESSEE STATE TIGERS

FRIDAY, MARCH 25 • MARTIN, TENN.



LOCATION: NASHVILLE, TENN.
 FOUNDED: 1912
 ENROLLMENT: 9,165
 NICKNAME: TIGERS
 COLORS: ROYAL BLUE AND WHITE
 CONFERENCE: OHIO VALLEY
 PRESIDENT: DR. GLENDA GLOVER
 DIRECTOR OF ATHLETICS: TERESA PHILLIPS

HOME FIELD: TIGER FIELD

COACHING INFORMATION

HEAD COACH: TOM OPENDBROUW
 HC ALMA MATER: SUNY ONEONTA, '96
 HC CAREER RECORD: 216-224
 HC RECORD AT SCHOOL: 11-37

TEAM INFORMATION

2015 RECORD: 11-37
 2015 CONFERENCE RECORD: 4-22
 RETURNERS/LOST: 9/7
 PITCHERS RETURNING/LOST: 2/2
 POSITIONAL PLAYERS RETURNING/LOST: .. 7/5
 STARTERS RETURNING/LOST: 6/3
 NEWCOMERS: 15

BELMONT BRUINS

SATURDAY, MARCH 26 • MARTIN, TENN.



LOCATION: NASHVILLE, TENN.
 FOUNDED: 1890
 ENROLLMENT: 7,425
 NICKNAME: BRUINS
 COLORS: NAVY, RED AND WHITE
 CONFERENCE: OHIO VALLEY
 PRESIDENT: DR. ROBERT C. FISHER
 DIRECTOR OF ATHLETICS: MIKE STRICKLAND

HOME FIELD: E.S. ROSE PARK

COACHING INFORMATION

HEAD COACH: CHRIS KUHLMAYER
 HC ALMA MATER: LOUISIANA STATE '99
 HC CAREER RECORD: 77-219
 HC RECORD AT SCHOOL: SAME

TEAM INFORMATION

2015 RECORD: 18-16
 2015 CONFERENCE RECORD: 8-16
 RETURNERS/LOST: 6/8
 PITCHERS RETURNING/LOST: 3/1
 POSITIONAL PLAYERS RETURNING/LOST: .. 3/7
 STARTERS RETURNING/LOST: NA
 NEWCOMERS: 7

EVANSVILLE PURPLE ACES

TUESDAY, MARCH 29 • EVANSVILLE, IND.



LOCATION: EVANSVILLE, IND.
 FOUNDED: 1854
 ENROLLMENT: 2,822
 NICKNAME: PURPLE ACES
 COLORS: PURPLE, WHITE AND ORANGE
 CONFERENCE: MISSOURI VALLEY
 PRESIDENT: DR. THOMAS KAZEE
 DIRECTOR OF ATHLETICS: MARK SPENCER

HOME FIELD: COOPER STADIUM

COACHING INFORMATION

HEAD COACH: MAT MUNDELL
 HC ALMA MATER: EUREKA COLLEGE, '03
 HC CAREER RECORD: 123-179
 HC RECORD AT SCHOOL: 10-45

TEAM INFORMATION

2015 RECORD: 10-45
 2015 CONFERENCE RECORD: 2-24
 RETURNERS/LOST: 11/3
 PITCHERS RETURNING/LOST: 2/1
 POSITIONAL PLAYERS RETURNING/LOST: .. 9/2
 STARTERS RETURNING/LOST: 7/2
 NEWCOMERS: 9

AUSTIN PEAY GOVERNORS

SATURDAY, APRIL 2-3 • CLARKSVILLE, TENN.



LOCATION: CLARKSVILLE, TENN.
 FOUNDED: 1927
 ENROLLMENT: 10,597
 NICKNAME: GOVERNORS
 COLORS: RED AND WHITE
 CONFERENCE: OHIO VALLEY
 PRESIDENT: DR. ALISA WHITE
 DIRECTOR OF ATHLETICS: RYAN IVEY

HOME FIELD: CHERYL HOLT FIELD

COACHING INFORMATION

HEAD COACH: SHANE SHOWALTER
 HC ALMA MATER: ADAMS STATE '93
 HC CAREER RECORD: NA
 HC RECORD AT SCHOOL: 0-0

TEAM INFORMATION

2015 RECORD: 9-37
 2015 CONFERENCE RECORD: 5-22
 RETURNERS/LOST: 16/3
 PITCHERS RETURNING/LOST: 4/0
 POSITIONAL PLAYERS RETURNING/LOST: .. 8/2
 STARTERS RETURNING/LOST: 8/1
 NEWCOMERS: 5

SOUTHERN ILLINOIS SALUKIS

WEDNESDAY, APRIL 6 • MARTIN, TENN.



LOCATION: CARBONDALE, ILL.
 FOUNDED: 1869
 ENROLLMENT: 17,989
 NICKNAME: SALUKIS
 COLORS: MAROON AND WHITE
 CONFERENCE: MISSOURI VALLEY
 PRESIDENT: RANDY DUNN
 DIRECTOR OF ATHLETICS: TOMMY BELL

HOME FIELD: CHARLOTTE WEST STADIUM

COACHING INFORMATION

HEAD COACH: KERRI BLAYLOCK
 HC ALMA MATER: EVANSVILLE, '88
 HC CAREER RECORD: 562-305
 HC RECORD AT SCHOOL: SAME

TEAM INFORMATION

2015 RECORD: 21-26
 2015 CONFERENCE RECORD: 15-11
 RETURNERS/LOST: 10/7
 PITCHERS RETURNING/LOST: 2/1
 POSITIONAL PLAYERS RETURNING/LOST: .. 8/8
 STARTERS RETURNING/LOST: 6/4
 NEWCOMERS: 5

TENNESSEE TECH GOLDEN EAGLES

SATURDAY, APRIL 9 • MARTIN, TENN.



LOCATION: COOKEVILLE, TENN.
 FOUNDED: 1915
 ENROLLMENT: 10,900
 NICKNAME: GOLDEN EAGLES
 COLORS: PURPLE AND GOLD
 CONFERENCE: OHIO VALLEY
 PRESIDENT: DR. PHIL OLDHAM
 DIRECTOR OF ATHLETICS: MARK WILSON

HOME FIELD: TECH SOFTBALL FIELD

COACHING INFORMATION

HEAD COACH: BONNIE BYNUM
 HC ALMA MATER: TENNESSEE TECH, '07
 HC CAREER RECORD: 80-95
 HC RECORD AT SCHOOL: SAME

TEAM INFORMATION

2015 RECORD: 33-28
 2015 CONFERENCE RECORD: 15-11
 RETURNERS/LOST: 14/6
 PITCHERS RETURNING/LOST: 3/1
 POSITIONAL PLAYERS RETURNING/LOST: 11/5
 STARTERS RETURNING/LOST: 8/2
 NEWCOMERS: 5



LOCATION: CAPE GIRARDEAU, MO.
 FOUNDED: 1873
 ENROLLMENT: 12,087
 NICKNAME: REDHAWKS
 COLORS: RED AND BLACK
 CONFERENCE: OHIO VALLEY
 PRESIDENT: DR. CARLOS VARGAS-ABURTO
 DIRECTOR OF ATHLETICS: BRADY BARKE

HOME FIELD: SOUTHEAST SOFTBALL COMPLEX

COACHING INFORMATION

HEAD COACH: MARK REDBURN
 HC ALMA MATER: MISSOURI-ST. LOUIS, '93
 HC CAREER RECORD: 109-202
 HC RECORD AT SCHOOL: 19-27

TEAM INFORMATION

2015 RECORD: 19-27
 2015 CONFERENCE RECORD: 12-12
 RETURNERS/LOST: 7/9
 PITCHERS RETURNING/LOST: 2/1
 POSITIONAL PLAYERS RETURNING/LOST: 5/8
 STARTERS RETURNING/LOST: 4/5
 NEWCOMERS: 9

JACKSONVILLE STATE GAMECOCKS

SUNDAY, APRIL 10 • MARTIN, TENN.



LOCATION: JACKSONVILLE, ALA.
 FOUNDED: 1883
 ENROLLMENT: 8,693
 NICKNAME: GAMECOCKS
 COLORS: RED AND WHITE
 CONFERENCE: OHIO VALLEY
 PRESIDENT: DR. JOHN BEEHLER
 DIRECTOR OF ATHLETICS: GREG SEITZ

HOME FIELD: UNIVERSITY FIELD

COACHING INFORMATION

HEAD COACH: JANA MCGINNIS
 HC ALMA MATER: JACKSONVILLE STATE, '91
 HC CAREER RECORD: 764-428
 HC RECORD AT SCHOOL: SAME

TEAM INFORMATION

2015 RECORD: 38-17
 2015 CONFERENCE RECORD: 18-6
 RETURNERS/LOST: 13/6
 PITCHERS RETURNING/LOST: 1/2
 POSITIONAL PLAYERS RETURNING/LOST: 12/4
 STARTERS RETURNING/LOST: 7/2
 NEWCOMERS: 7



LOCATION: MURFREESBORO, TENN.
 FOUNDED: 1911
 ENROLLMENT: 22,511
 NICKNAME: BLUE RAIDERS
 COLORS: ROYAL BLUE AND WHITE
 CONFERENCE: C-USA
 PRESIDENT: DR. SIDNEY A. MCPHEE
 DIRECTOR OF ATHLETICS: CHRIS MASSARO

HOME FIELD: BLUE RAIDER SOFTBALL FIELD

COACHING INFORMATION

HEAD COACH: JEFF BREEDEN
 HC ALMA MATER: ETSU, '89
 HC CAREER RECORD: 423-74-2
 HC RECORD AT SCHOOL: 39-121

TEAM INFORMATION

2015 RECORD: 22-29
 2015 CONFERENCE RECORD: 5-19
 RETURNERS/LOST: 12/7
 PITCHERS RETURNING/LOST: 3/2
 POSITIONAL PLAYERS RETURNING/LOST: 9/5
 STARTERS RETURNING/LOST: 7/4
 NEWCOMERS: 7

MIDDLE TENNESSEE BLUE RAIDERS

WEDNESDAY, APRIL 20 • MARTIN, TENN.

OLE MISS REBELS

WEDNESDAY, APRIL 13 • OXFORD, MISS.



LOCATION: OXFORD, MISS.
 FOUNDED: 1848
 ENROLLMENT: 23,096
 NICKNAME: REBELS
 COLORS: CARDINAL RED AND NAVY BLUE
 CONFERENCE: SOUTHEASTERN
 CHANCELLOR: JEFFERY S. VITTER
 DIRECTOR OF ATHLETICS: ROSS BJORK

HOME FIELD: OLE MISS SOFTBALL COMPLEX

COACHING INFORMATION

HEAD COACH: MIKE SMITH
 HC ALMA MATER: THE MASTER'S COLLEGE, '92
 HC CAREER RECORD: 778-251
 HC RECORD AT SCHOOL: 30-25

TEAM INFORMATION

2015 RECORD: 30-25
 2015 CONFERENCE RECORD: 6-18
 RETURNERS/LOST: 12/3
 PITCHERS RETURNING/LOST: 2/2
 POSITIONAL PLAYERS RETURNING/LOST: 10/1
 STARTERS RETURNING/LOST: 7/2
 NEWCOMERS: 11



LOCATION: MOREHEAD, KY.
 FOUNDED: 1887
 ENROLLMENT: 10,951
 NICKNAME: EAGLES
 COLORS: BLUE AND GOLD
 CONFERENCE: OHIO VALLEY
 PRESIDENT: DR. WAYNE ANDREWS
 DIRECTOR OF ATHLETICS: BRIAN HUTCHINSON

HOME FIELD: UNIVERSITY FIELD

COACHING INFORMATION

HEAD COACH: DAVID WILLIAMS
 HC ALMA MATER: GUILFORD (N.C.), '00
 HC CAREER RECORD: 256-251-1
 HC RECORD AT SCHOOL: 66-106-1

TEAM INFORMATION

2015 RECORD: 22-24
 2015 CONFERENCE RECORD: 11-11
 RETURNERS/LOST: 13/5
 PITCHERS RETURNING/LOST: 2/1
 POSITIONAL PLAYERS RETURNING/LOST: 11/4
 STARTERS RETURNING/LOST: 8/1
 NEWCOMERS: 6

MOREHEAD STATE EAGLES

SATURDAY, APRIL 23 • MOREHEAD, KY.

EASTERN KENTUCKY COLONELS

SUNDAY, APRIL 24 • RICHMOND, KY.



LOCATION: RICHMOND, KY.
 FOUNDED: 1906
 ENROLLMENT: 16,515
 NICKNAME: COLONELS
 COLORS: MAROON AND WHITE
 CONFERENCE: OHIO VALLEY
 PRESIDENT: DR. MICHAEL BENSON
 DIRECTOR OF ATHLETICS: STEVE LOCHMUELLER

HOME FIELD: GERTRUDE HOOD FIELD

COACHING INFORMATION

HEAD COACH: JANE WORTHINGTON
 HC ALMA MATER: UTAH STATE, '82
 HC CAREER RECORD: 626-597
 HC RECORD AT SCHOOL: SAME

TEAM INFORMATION

2015 RECORD: 24-28
 2015 CONFERENCE RECORD: 13-10
 RETURNERS/LOST: 9/9
 PITCHERS RETURNING/LOST: 2/2
 POSITIONAL PLAYERS RETURNING/LOST: .. 7/7
 STARTERS RETURNING/LOST: 7/2
 NEWCOMERS: 7

MEMPHIS TIGERS

WEDNESDAY, APRIL 27 • MEMPHIS, TENN.



LOCATION: MEMPHIS, TENN.
 FOUNDED: 1912
 ENROLLMENT: 22,139
 NICKNAME: TIGERS
 COLORS: BLUE AND GREY
 CONFERENCE: AMERICAN ATHLETIC
 PRESIDENT: DR. M. DAVID RUDD
 DIRECTOR OF ATHLETICS: TOM BOWEN

HOME FIELD: TIGERS SOFTBALL COMPLEX

COACHING INFORMATION

HEAD COACH: NATALIE POOLE
 HC ALMA MATER: ... MCNEESE STATE, '98
 HC CAREER RECORD: 398-439
 HC RECORD AT SCHOOL: 86-140

TEAM INFORMATION

2015 RECORD: 19-34
 2015 CONFERENCE RECORD: 6-12
 RETURNERS/LOST: 12/8
 PITCHERS RETURNING/LOST: 5/3
 POSITIONAL PLAYERS RETURNING/LOST: .. 7/5
 STARTERS RETURNING/LOST: 8/2
 NEWCOMERS: 8

MURRAY STATE RACERS

SATURDAY, APRIL 30-MAY 1 • MURRAY, KY.



LOCATION: MURRAY, KY.
 FOUNDED: 1922
 ENROLLMENT: 11,207
 NICKNAME: RACERS
 COLORS: NAVY AND GOLD
 CONFERENCE: OHIO VALLEY
 PRESIDENT: DR. ROBERT O. DAVIES
 DIRECTOR OF ATHLETICS: ALLEN WARD

HOME FIELD: RACER FIELD

COACHING INFORMATION

HEAD COACH: KARA AMUNDSON
 HC ALMA MATER: DEPAUL, '07
 HC CAREER RECORD: 95-70
 HC RECORD AT SCHOOL: SAME

TEAM INFORMATION

2015 RECORD: 38-19
 2015 CONFERENCE RECORD: 20-7
 RETURNERS/LOST: 15/7
 PITCHERS RETURNING/LOST: 3/1
 POSITIONAL PLAYERS RETURNING/LOST: 12/6
 STARTERS RETURNING/LOST: 7/3
 NEWCOMERS: 5

SIUE COUGARS

SATURDAY, MAY 7-8 • EDWARDSVILLE, ILL.



LOCATION: EDWARDSVILLE, ILL.
 FOUNDED: 1957
 ENROLLMENT: 14,265
 NICKNAME: COUGARS
 COLORS: RED AND WHITE
 CONFERENCE: OHIO VALLEY
 CHANCELLOR: DR. STEPHEN HANSEN
 DIRECTOR OF ATHLETICS: DR. BRADLEY HEWITT

HOME FIELD: COUGAR FIELD

COACHING INFORMATION

HEAD COACH: SANDY MONTGOMERY
 HC ALMA MATER: SIUE, '86
 HC CAREER RECORD: 957-480-2
 HC RECORD AT SCHOOL: SAME

TEAM INFORMATION

2015 RECORD: 43-16
 2015 CONFERENCE RECORD: 20-6
 RETURNERS/LOST: 10/7
 PITCHERS RETURNING/LOST: 1/2
 POSITIONAL PLAYERS RETURNING/LOST: .. 9/5
 STARTERS RETURNING/LOST: 5/4
 NEWCOMERS: 10

OHIO VALLEY
CONFERENCE
CHAMPIONSHIP

The 2016 OVC Softball Tournament will be held May 11-14 in Oxford, Ala. This season marks the 23rd time the Championship has been held and the third time it has featured an expanded field of eight teams. Last season SIUE hosted the event.

OVC TOURNAMENT HISTORY

Year	Champion	Runner-up	Host
1994	SEMO	MT	APSU
1995	TTU	EKU	EKU
1996	SEMO	TTU	MT
1997	SEMO	EIU	MOR
1998	SEMO	EIU	SEMO
1999	SEMO	EIU	UTM
2000	MT	SEMO	MT
2001	TTU	EKU	TTU
2002	EKU	TTU	EKU
2003	TTU	EKU	TTU
2004	EKU	UTM	EKU
2005	TTU	JSU	JSU
2006	TTU	EKU	TTU
2007	TTU	JSU	TTU
2008	JSU	TTU	JSU
2009	UTM	SEMO	JSU
2010	JSU	UTM	UTM
2011	JSU	SEMO	EIU
2012	UTM	TTU	UTM
2013	JSU	UTM	EIU
2014	SIUE	MUR	JSU
2015	TTU	SIUE	SIUE

OF
LAUREN MYERS
KACIE DAUGHERTY
BROOKE GRAHAM

OF
CARLY GONZALES
LAUREN MYERS
KELSI DICKEY

OF
ALICIA HANSEN
CHELSEA SMITH

SS
ALLI FULCHER
JESSIE DOUGLAS

2B
SAVANNAH DODSON
ALEXA COMBS

3B
JODIE DUNCAN
GRACYN McBRIDE

1B
KATIE WARRICK
TAYLOR SAX ON
GRACYN McBRIDE

P
BROOKE KENNEDY
RACHEL RHODE
ALYSSA VANLANDINGHAM
TAYLOR SAX ON
HANNA JONES
KATIE WARRICK

C
RENATE MECKL
AERON SMITH

RETURNING STARTERS

STARTER	Pos.	YEAR	GP/GS	Avg.	RUNS	HITS	RBI	SLG%	FLD%	2015 SEASON HONORS
Carly Gonzales	OF	Jr.	50/50	.335	41	57	35	.588	.988	College Sports Madness 2nd Team
Jodie Duncan	IF	So.	42/35	.282	5	29	17	.359	.955	
Alicia Hansen	OF	So.	50/49	.278	28	40	28	.493	.977	All-Newcomer
Renate Meckl	C	Jr.	42/41	.255	18	25	11	.418	.989	
Savannah Dodson	IF	So.	45/36	.169	13	13	4	.208	.966	

RETURNING LETTER WINNERS

LETTER WINNER	Pos.	YEAR	GP/GS	Avg.	RUNS	HITS	RBI	SLG%	FLD%	2015 SEASON HONORS
Carly Gonzales	OF	Jr.	50/50	.335	41	57	35	.588	.988	College Sports Madness 2nd Team
Aeron Smith	C	So.	18/12	.314	2	11	7	.343	1.000	
Jodie Duncan	IF	So.	42/35	.282	5	29	17	.359	.955	
Alicia Hansen	OF	So.	50/49	.278	28	40	28	.493	.977	All-Newcomer
Renate Meckl	C	Jr.	42/41	.255	18	25	11	.418	.989	
Kacie Daugherty	OF	Sr.	29/14	.220	10	11	6	.260	.667	
Savannah Dodson	IF	So.	45/36	.169	13	13	4	.208	.966	
Chelsey Smith	OF	So.	40/0	.000	13	0	0	.000	.000	

PITCHER	YEAR	W-L	ERA	APP	GS	IP	H	ER	SO	BB	2015 SEASON HONORS
Brooke Kennedy	Jr.	5-3	3.28	24	8	72.2	90	34	57	31	
Hanna Jones	So.	0-0	7.35	5	0	6.2	14	7	1	4	

STARTERS LOST

STARTER	Pos.	GP/GS	Avg.	RUNS	HITS	RBI	SLG%	FLD%	2015 SEASON HONORS
Kenzi Tate	IF	50/49	.345	18	51	38	.628	.988	All-OVC First Team
Kelsey Dixon	OF	48/46	.313	23	42	10	.418	.957	
Lauren Smith	IF	39/32	.305	10	25	23	.659	1.000	
Samantha McClure	IF	47/47	.248	26	29	12	.368	.946	



2015 IN REVIEW



Honor Roll

KENZI TATE
ALL OVC FIRST TEAM

Heading into the 2015 season, the Skyhawks were primed for another deep run in the Ohio Valley Conference Tournament as the team returned seven veteran seniors who not only took their squad to the OVC Tournament finals in 2013 but also a league title as freshmen. Mixing veteran talent with a handful of promising recruits looked to fit the bill until expectations never came to fruition.

Faced with a challenging schedule, UT Martin would hit the road with five preseason tournaments on the horizon. With tournaments scheduled for Louisiana, Mississippi and Texas on the slate, Mother Nature would take command and put it the schedule in shambles. The combination of snow and rain would cancel a pair of tournaments while over the course of the season, 17 games were altered or canceled due to weather.

The Skyhawks looked to be cruising through the first seven games of the season, posting a 5-2 record including wins over Omaha, Alcorn State, Southeastern Louisiana, Lamar and Illinois. From there the squad would struggle, dropping seven of their following 11 games to drop the squad back around the .500 plateau.

Highlighting the season was a standout performance by Carly Gonzales against Evansville. Once the Skyhawks made their home debut at Bettye Giles Field on March 18, Gonzales took control of the contest from her first at bat. She broke several program single-game records with three home runs, seven RBIs and 13 total bases. The sophomore also tied a pair of single-game records with four runs and four hits in a 14-11 victory.

Looking to make a push through the final stretch, UT Martin would open the month of April winning five consecutive contests along with seven of its next nine games. During the stretch, the Skyhawks would sweep Belmont, Tennessee State and Memphis, pushing the team's overall record to 23-18.

From there the grueling final days of the season proved costly. Following the team's sweep of Memphis on April 15, the Skyhawks lost its final eight OVC games while being outscored 44-11 to close out the season.

On Senior Day, the Skyhawks would honor the group of Kenzi Tate, Casey Vincent, Lauren Smith, Kelsey Dixon, Samantha McClure, Lindsey Feigl and Kayla Blanco. Collectively, the group tallied 127 wins while ranking in the top-10 in eight UT Martin career leaderboards including home runs, runs batted in, base on balls, extra base hits, victories, appearances and games started.

Unlike many years before, the 2015 season came to a close on the final day of the regular season after missing the OVC Tournament for just the second time in the 14-year tenure of head coach Donley Canary. UT Martin finished with an overall record of 24-26 while going 9-15 in OVC play.

Despite a rough season by most counts, UT Martin saw Tate become just the fifth player in the program's 31-year history to take home All-OVC first team honors twice in her career. Tate led the team in all three Triple Crown categories, pacing the squad with a .345 batting average while notching nine home runs and driving in 38 runs.

Freshman Alicia Hansen posted a breakout year in her freshman campaign en route to earning a spot on the OVC All-Newcomer squad. Hitting as high as .352 to close out March, Hansen finished her season with strong numbers turning in a .278 batting average while ranking fourth on the team with six home runs and third with 28 RBIs. Her best games came against Southeastern Louisiana where she tied a single-game record with four hits while belting three home runs and nine RBIs during a four game span at the Texas Tech Invitational.

Record: 24-26 Home: 8-8 Away: 11-11 Neutral: 5-7 Ohio Valley: 9-15

Player	avg	gp-gs	ab	r	h	2b	3b	hr	rbi	tb	slg%	bb	hp	so	gdp	ob%	sf	sh	sb-att	po	a	e	fld%
1 TATE, Kenzi	.345	50-49	148	18	51	9	3	9	38	93	.628	28	1	18	1	.447	2	2	7-11	309	33	4	.988
17 GONZALES, Carly	.335	50-50	170	41	57	18	2	7	35	100	.588	18	2	19	0	.405	0	2	14-16	55	3	1	.983
22 SMITH, Aeron	.314	18-12	35	2	11	1	0	0	7	12	.343	0	2	6	1	.342	1	1	1-1	59	8	0	1.000
5 DIXON, Kelsey	.313	48-46	134	23	42	7	2	1	10	56	.418	16	0	19	0	.387	0	3	10-14	43	1	2	.957
24 SMITH, Lauren	.305	39-32	82	10	25	3	1	8	23	54	.659	18	2	14	0	.437	1	0	2-3	41	0	0	1.000
9 DUNCAN, Jodie	.282	42-35	103	5	29	5	0	1	17	37	.359	12	2	8	2	.368	0	5	0-1	41	65	5	.955
13 HANSEN, Alicia	.278	50-49	144	28	40	9	2	6	28	71	.493	14	3	33	0	.352	1	0	15-18	42	1	1	.977
32 MECKL, Renate	.255	42-41	98	18	25	4	0	4	11	41	.418	22	1	24	0	.397	0	6	2-3	156	31	2	.989
3 MCCLURE, Samantha	.248	47-47	117	26	29	6	1	2	12	43	.368	16	12	17	0	.390	1	9	9-14	77	98	10	.946
2 DAUGHERTY, Kacie	.220	29-14	50	10	11	2	0	0	6	13	.260	6	3	9	0	.328	2	0	1-3	1	1	1	.667
8 VINCENT, Casey	.214	20-12	28	4	6	1	0	1	10	10	.357	8	0	3	1	.378	1	0	0-0	2	16	0	1.000
11 BLANCO, Kayla	.206	30-26	68	6	14	4	0	0	8	18	.265	11	1	7	0	.321	1	2	1-1	23	49	6	.923
14 DODSON, Savannah	.169	45-36	77	13	13	1	1	0	4	16	.208	6	2	23	1	.247	0	9	6-9	84	60	5	.966
12 FEIGL, Lindsey	.118	30-7	17	2	2	0	0	0	1	2	.118	3	0	5	2	.250	0	2	0-1	22	17	1	.975
31 ZIZZI, Bella	.111	42-2	9	15	1	0	0	0	0	1	.111	0	0	3	0	.111	0	0	10-15	6	1	0	1.000
6 SMITH, Chelsey	.000	40-0	3	13	0	0	0	0	0	0	.000	0	0	1	0	.000	0	0	12-14	0	0	0	.000
27 KENNEDY, Brooke	.000	7-4	2	1	0	0	0	0	0	0	.000	2	0	0	1	.500	0	1	0-0	6	14	0	1.000
Totals	.277	50	1285	235	356	70	12	39	210	567	.441	180	31	209	9	.376	10	42	90-124	971	433	39	.973
Opponents	.304	50	1280	214	389	59	4	37	195	567	.443	143	26	197	14	.384	6	42	43-64	984	465	65	.957

LOB - Team (331), Opp (313). DPs turned - Team (23), Opp (16). Picked off - HANSEN 2.

(All games Sorted by Earned run avg)

Player	era	w-l	app	gs	cg	sho	sv	ip	h	r	er	bb	so	2b	3b	hr	b/avg	wp	hp	bk	sfa	sha
4 WIEGAND, Elizabeth	2.94	12-9	26	21	16	3/1	1	135.2	151	67	57	42	63	22	0	11	.288	5	14	0	3	16
27 KENNEDY, Brooke	3.28	5-3	24	8	4	2/1	1	72.2	90	40	34	31	57	15	1	7	.316	6	6	0	0	14
8 VINCENT, Casey	4.33	4-9	18	14	7	0/0	0	74.1	88	56	46	44	60	11	1	11	.297	4	4	1	3	7
23 JONES, Hanna	7.35	0-0	5	0	0	0/0	0	6.2	14	10	7	4	1	2	1	1	.438	0	0	0	0	1
1 TATE, Kenzi	7.67	3-5	10	7	1	0/1	0	34.2	46	41	38	22	16	9	1	7	.322	1	2	2	0	4
Totals	3.93	24-26	50	50	28	6/1	2	324.0	389	214	182	143	197	59	4	37	.304	16	26	3	6	42
Opponents	3.86	26-24	50	50	15	3/1	4	328.0	356	235	181	180	209	70	12	39	.277	21	31	0	10	42

PB - Team (8), SMITH, A 4, MECKL 4, Opp (10). Pickoffs - Team (1), MECKL 1, Opp (2). SBA/ATT - MECKL (32-48), WIEGAND (15-23), KENNEDY (13-16), VINCENT (8-16), SMITH, A (11-16), TATE (4-6), JONES, H (3-3).



Record: 9-15 Home: 3-8 Away: 6-7 Ohio Valley: 9-15

Player	avg	gp-gs	ab	r	h	2b	3b	hr	rbi	tb	slg%	bb	hp	so	gdp	ob%	sf	sh	sb-att	po	a	e	fld%
1 TATE, Kenzi	.319	24-24	69	10	22	4	1	6	16	46	.667	14	1	8	0	.435	1	2	1-3	152	13	4	.976
24 SMITH, Lauren	.318	19-17	44	5	14	2	0	4	11	28	.636	12	1	8	0	.466	1	0	1-1	16	0	0	1.000
17 GONZALES, Carly	.293	24-24	82	15	24	9	1	2	15	41	.500	7	0	9	0	.348	0	1	3-3	28	2	1	.968
9 DUNCAN, Jodie	.291	21-18	55	3	16	1	0	1	9	20	.364	5	2	4	1	.371	0	0	0-1	12	34	1	.979
5 DIXON, Kelsey	.290	24-24	69	10	20	4	1	1	5	29	.420	7	0	10	0	.355	0	2	3-6	23	0	1	.958
22 SMITH, Aeron	.286	7-1	7	0	2	0	0	0	1	2	.286	0	0	3	0	.250	1	0	0-0	6	1	0	1.000
3 MCCLURE, Samantha	.269	24-24	67	14	18	4	1	2	8	30	.448	8	9	9	0	.417	0	5	3-6	46	49	6	.941
12 FEIGL, Lindsey	.250	13-1	4	1	1	0	0	0	0	1	.250	0	0	1	0	.250	0	0	0-0	4	4	0	1.000
2 DAUGHERTY, Kacie	.240	13-6	25	3	6	0	0	0	4	6	.240	4	0	3	0	.333	1	0	0-2	0	0	0	.000
32 MECKL, Renate	.236	23-23	55	6	13	2	0	3	6	24	.436	11	0	15	0	.364	0	1	1-1	84	21	2	.981
13 HANSEN, Alicia	.235	24-23	68	11	16	3	1	1	11	24	.353	6	1	19	0	.303	1	0	5-7	23	1	1	.960
14 DODSON, Savannah	.214	23-22	42	7	9	1	1	0	2	12	.286	5	1	16	0	.313	0	4	3-5	57	40	3	.970
31 ZIZZI, Bella	.200	19-1	5	9	1	0	0	0	0	1	.200	0	0	2	0	.200	0	0	5-6	4	1	0	1.000
8 VINCENT, Casey	.143	9-2	7	0	1	0	0	0	3	1	.143	0	0	2	1	.125	1	0	0-0	2	8	0	1.000
11 BLANCO, Kayla	.063	9-8	16	0	1	0	0	0	2	1	.063	5	0	4	0	.286	0	0	0-0	4	16	3	.870
27 KENNEDY, Brooke	.000	2-1	2	0	0	0	0	0	0	0	.000	0	0	0	1	.000	0	0	0-0	2	4	0	1.000
Totals	.266	24	617	100	164	30	6	20	93	266	.431	84	15	113	3	.364	6	15	28-45	465	209	22	.968
Opponents	.306	24	620	104	190	24	2	16	96	266	.429	55	8	84	5	.368	4	21	13-26	477	208	26	.963

LOB - Team (160), Opp (139). DP's turned - Team (7), Opp (5).

(Ohio Valley games only Sorted by Earned run avg)

Player	era	w-l	app	gs	cg	sho	sv	ip	h	r	er	bb	so	2b	3b	hr	b/avg	wp	hp	bk	sfa	sha
1 TATE, Kenzi	2.33	0-1	2	0	0	0/0	0	9.0	6	6	3	2	1	0	0	2	.176	0	0	0	0	1
4 WIEGAND, Elizabeth	3.22	6-5	13	11	10	1/0	0	76.0	88	42	35	24	30	11	0	5	.297	4	5	0	1	10
8 VINCENT, Casey	3.96	2-7	9	8	4	0/0	0	40.2	46	32	23	20	34	4	1	5	.288	2	3	1	3	5
27 KENNEDY, Brooke	5.25	1-2	9	5	2	0/0	0	29.1	50	24	22	9	19	9	1	4	.385	3	0	0	0	5
Totals	3.75	9-15	24	24	16	1/0	0	155.0	190	104	83	55	84	24	2	16	.306	9	8	1	4	21
Opponents	3.87	15-9	24	24	8	2/1	2	159.0	164	100	88	84	113	30	6	20	.266	10	15	0	6	15

2015 Team Game Highs

2015 Individual Game Highs

HITTING

36, at Southeast Missouri (March 17)	At-Bats	5, Six times
14, vs. Evansville (March 18)	Runs Scored	4, Carly Gonzales vs. Evansville (March 18)
14, vs. Evansville (March 18)	Hits	4, Five times
11, vs. Evansville (March 18)	Runs Batted In	7, Carly Gonzales vs. Evansville (March 18)
4, at Tennessee Tech (March 22)	Doubles	2, Four times
3, at Tennessee State (Apr. 4)	Triples	1, 12 times
4, vs. Evansville (March 18)	Home Runs	3, Carly Gonzales vs. Evansville (March 18)
8, 2x, last vs. Memphis (Apr. 15)	Walks	4, Lauren Smith at Belmont (Apr. 3)
5, vs. Arkansas (Feb. 27)	Sacrifice Hits	3, Jodie Duncan vs. Arkansas (Feb. 27)
2, 2x, last vs. Austin Peay (March 28)	Sacrifice Flies	1, 10 times
6, 3x, last vs. Bethel (Apr. 23)	Stolen Bases	3, Carly Gonzales vs. Memphis (Apr. 15)
4, vs. Austin Peay (March 28)	Hit by Pitch	1, 31 times

FIELDING

24, 3x, last vs. Memphis (Apr. 15)	Putouts	13, Aeron Smith vs. Memphis (Apr. 15)
14, vs. Southeast Missouri (Feb. 28)	Assists	6, Jodie Duncan vs. Eastern Kentucky (Apr. 18)

PITCHING

8.0, 3x, last vs. Memphis (Apr. 15)	Innings Pitched	8.0, 3x, last by Elizabeth Wiegand vs. Memphis (Apr. 15)
13, vs. Memphis (Apr. 15)	Strikeouts	7, 3x, last vs. Eastern Kentucky (Apr. 18)



2015 Overall • Record 24-26 • OVC 9-15

Home: 8-8 • Away: 11-11 • Neutral 5-7

Date	Opponent	Score	Inns	Overall	Ohio Valley	Pitcher of record	Attend	Time
Feb 06, 2015	vs Nebraska-Omaha	w 7-3	7	1-0-0	0-0-0	VINCENT (W 1-0)	75	2:05
Feb 06, 2015	vs UT Arlington	L 0-8	5	1-1-0	0-0-0	WIEGAND (L)	75	1:41
Feb 07, 2015	vs Alcorn State	w 9-0	5	2-1-0	0-0-0	KENNEDY (W 1-0)	50	1:15
Feb 07, 2015	at Southeastern La.	w 6-1	7	3-1-0	0-0-0	WIEGAND (W)	140	2:05
Feb 08, 2015	vs Nicholls State	L 2-3	7	3-2-0	0-0-0	VINCENT (L)	0	
Feb 13, 2015	vs Lamar	w 4-1	7	4-2-0	0-0-0	WIEGAND (W 2-1)	42	1:53
Feb 13, 2015	vs Illinois	w 6-5	7	5-2-0	0-0-0	KENNEDY (W 2-0)	59	1:02
Feb 14, 2015	vs Louisiana Tech	L 3-7	7	5-3-0	0-0-0	TATE (L 0-1)	32	2:12
Feb 14, 2015	at Mississippi State	L 2-4	7	5-4-0	0-0-0	WIEGAND (L 2-2)	509	1:58
Feb 27, 2015	at Southeastern La.	w 6-0	7	6-4-0	0-0-0	WIEGAND (W 3-2)	121	2:12
Feb 27, 2015	vs Arkansas	L 7-8	(8)	6-5-0	0-0-0	KENNEDY (L 2-1)	16	2:18
Feb 28, 2015	vs Southeast Missouri	w 2-1	(8)	7-5-0	0-0-0	TATE (W 1-1)	117	2:13
Mar 01, 2015	vs St. Louis	L 2-4	7	7-6-0	0-0-0	WIEGAND (L 3-3)	55	2:00
Mar 06, 2015	vs UT Arlington	L 2-12	5	7-7-0	0-0-0	TATE (L 1-2)	311	1:43
Mar 06, 2015	at Texas Tech	w 4-3	7	8-7-0	0-0-0	WIEGAND (W 4-3)	311	1:58
Mar 07, 2015	at UT Arlington	w 9-0	5	9-7-0	0-0-0	KENNEDY (W 3-1)	431	1:25
Mar 07, 2015	at Texas Tech	L 9-13	7	9-8-0	0-0-0	VINCENT (L 1-2)	431	2:32
Mar 08, 2015	vs Utah Valley	L 8-10	7	9-9-0	0-0-0	WIEGAND (L 4-4)	286	2:28
* 03-17-15	at Southeast Missouri-1	L 6-9	7	9-10-0	0-1-0	VINCENT (L 1-3)	215	2:10
* 03-17-15	at Southeast Missouri-2	w 6-3	(8)	10-10-0	1-1-0	WIEGAND (W 5-4)	175	2:30
Mar 18, 2015	EVANSVILLE-1	w 14-11	7	11-10-0	1-1-0	TATE (W 2-2)	63	2:16
Mar 18, 2015	EVANSVILLE-2	w 5-1	7	12-10-0	1-1-0	VINCENT (W 2-3)	63	1:50
* Mar 21, 2015	at Jacksonville State-1	L 2-3	7	12-11-0	1-2-0	WIEGAND (L 5-5)	286	1:36
* Mar 21, 2015	at Jacksonville State-2	L 1-9	6	12-12-0	1-3-0	VINCENT (L 2-4)	286	1:40
* Mar 22, 2015	at Tennessee Tech-1	L 1-2	7	12-13-0	1-4-0	TATE (L 2-3)	160	1:40
* Mar 22, 2015	at Tennessee Tech-2	w 8-0	6	13-13-0	2-4-0	WIEGAND (W 6-5)	150	1:40
Mar 25, 2015	at Middle Tennessee-1	w 7-2	7	14-13-0	2-4-0	WIEGAND (W 7-5)	130	2:00
Mar 25, 2015	at Middle Tennessee-2	L 2-6	7	14-14-0	2-4-0	TATE (L 2-4)	148	2:05
* Mar 28, 2015	AUSTIN PEAY-1	w 8-6	7	15-14-0	3-4-0	WIEGAND (W 8-5)	117	2:03
* Mar 28, 2015	AUSTIN PEAY-2	w 10-2	5	16-14-0	4-4-0	VINCENT (W 3-4)	117	1:30
* Mar 29, 2015	AUSTIN PEAY	L 3-6	7	16-15-0	4-5-0	VINCENT (L 3-5)	61	1:56
Mar 31, 2015	at Ole Miss	L 4-6	7	16-16-0	4-5-0	TATE (L 2-5)	215	2:06
* Apr 03, 2015	at Belmont-1	w 9-3	7	17-16-0	5-5-0	WIEGAND (W 9-5)	106	2:17
* Apr 03, 2015	at Belmont-2	w 8-3	6	18-16-0	6-5-0	VINCENT (W 4-5)	83	2:00
* Apr 04, 2015	at Tennessee State-1	w 6-1	7	19-16-0	7-5-0	KENNEDY (W 4-1)	303	2:00
* Apr 04, 2015	at Tennessee State-2	w 9-2	7	20-16-0	8-5-0	WIEGAND (W 10-5)	218	2:11
* Apr 11, 2015	EASTERN ILLINOIS-1	w 8-4	7	21-16-0	9-5-0	WIEGAND (W 10-5)	212	1:49
* Apr 11, 2015	EASTERN ILLINOIS-2	L 0-3	7	21-17-0	9-6-0	VINCENT (L 4-6)	212	1:30
* Apr 12, 2015	EASTERN ILLINOIS	L 2-4	7	21-18-0	9-7-0	KENNEDY (L 4-2)	136	1:51
Apr 15, 2015	MEMPHIS-1	w 2-0	(8)	22-18-0	9-7-0	WIEGAND (W 12-5)	86	2:10
Apr 15, 2015	MEMPHIS-2	w 5-1	7	23-18-0	9-7-0	KENNEDY (W 5-2)	86	2:02
* Apr 18, 2015	EASTERN KENTUCKY-1	L 1-4	7	23-19-0	9-8-0	KENNEDY (L 5-6)	248	1:56
* Apr 18, 2015	EASTERN KENTUCKY-2	L 3-6	7	23-20-0	9-9-0	WIEGAND (L 12-6)	248	1:42
Apr 23, 2015	BETHEL	w 8-0	6	24-20-0	9-9-0	TATE (W 3-5)	76	1:31
* Apr 25, 2015	at SIUE	L 3-5	6	24-21-0	9-10-0	WIEGAND (L 12-7)	156	1:43
* Apr 26, 2015	at SIUE-1	L 0-3	7	24-22-0	9-11-0	VINCENT (L 4-7)	167	2:29
* Apr 26, 2015	at SIUE-2	L 2-3	7	24-23-0	9-12-0	WIEGAND (L 12-8)	-	2:04
* May 02, 2015	MURRAY STATE-1	L 1-8	7	24-24-0	9-13-0	WIEGAND (L 12-9)	168	2:01
* May 02, 2015	MURRAY STATE-2	L 2-6	7	24-25-0	9-14-0	VINCENT (L 4-8)	168	2:14
* May 03, 2015	MURRAY STATE	L 1-9	6	24-26-0	9-15-0	VINCENT (L 4-9)	87	1:47

SEASON IN PHOTOS

MEET THE SKYHAWKS

STARTING LINEUP

SEASON PREVIEW

2015 IN REVIEW

RECORD BOOK

THIS IS UT MARTIN

62



KENZI TATE

TATE WAS NAMED TO THE ALL-OVC FIRST TEAM AFTER LEADING THE TEAM IN TRIPLES, HOME RUNS AND RBIs.



CARLY GONZALES

GONZALES WAS NAMED TO THE COLLEGE SPORTS MADNESS ALL-OHIO VALLEY TEAM.



LAUREN SMITH

SMITH HIT EIGHT HOME RUNS, PUSHING HER CAREER MARK TO 33 HOME RUNS.



ALICIA HANSEN

HANSEN WAS NAMED TO THE OVC ALL-NEWCOMER SQUAD AFTER HITTING SIX HOME RUNS AND 28 RBIs.



RENATE MECKL

MECKL POSTED A STRETCH WHERE SHE HIT THREE HOME RUNS IN FOUR GAMES IN THE MONTH OF APRIL.



ELIZABETH WIEGAND

WIEGAND PACED THE TEAM WITH A 12-9 RECORD, INCLUDING 19 COMPLETE GAMES AND THREE SHUTOUTS IN 135.2 INNINGS.



CARLY GONZALES

GONZALES BROKE SEVERAL SINGLE-GAME RECORDS AGAINST EVANSVILLE. SHE TALLIED THREE HOME RUNS WHILE DRIVING IN SEVEN RUNS AND TALLIED 13 TOTAL BASES. SHE ALSO NOTCHED FOUR RUNS AND FOUR HITS FOR TO TIE SINGLE-GAME RECORDS.



BROOKE KENNEDY

KENNEDY STRUCK OUT SEVEN BATTERS AGAINST ALCORN STATE, MEMPHIS AND EASTERN KENTUCKY.



SEVEN SENIORS

THE CLASS OF 2015 WAS PART OF ONLY THE SECOND OHIO VALLEY CONFERENCE REGULAR SEASON CHAMPIONSHIP, ALONG WITH THE PROGRAM'S SECOND TRIP TO THE NCAA TOURNAMENT AFTER WINNING THE 2012 OVC TOURNAMENT.



RECORD BOOK
SKYHAWKS

OVC PLAYER OF THE YEAR

Leah Taylor (OF)	2012
Megan Williams (OF)	2010

OVC PITCHER OF THE YEAR

Chelsea Jones (P)	2012
Paij Lintz (P)	2010

OVC COACH OF THE YEAR

Donley Canary	2012
Donley Canary	2010

OVC FRESHMAN OF THE YEAR

Carly Gonzales (OF)	2014
Amanda Brandenburg (P/OF)	2011
Jenny Bain (IF)	2009
Ashley Benbow (OF)	2007

FIRST TEAM ALL OVC

Kenzi Tate (UTL)	2015
Kenzi Tate (UTL)	2013
Leah Taylor (OF)	2012
Lauren Smith (INF)	2012
Chelsea Jones (P)	2012
Jenny Bain (SS)	2012
Amanda Brandenburg	2011
Paij Lintz (P)	2010
Laurie Lindow (C)	2010
Jenny Bain (SS)	2010
Laura Roberts (OF)	2010
Megan Williams (OF)	2010
Kate Vanderham (P)	2010
Jenny Bain (IF)	2009
Megan Williams (OF)	2009
Ashley Benbow (OF)	2007
Savannah Roberts (C)	2006
Justine Pineda (OF)	2006
Kristin Runyan (IF)	2005
Megan Mizell (UTL)	2005
Jennifer Young (LF)	2004
Nicole Davis (UTL)	2003
Kristin Runyan (IF)	2003
Melissa Rudy (UTL)	2000
Jessica Crosser (UTL)	1998
Jessica Crosser (UTL)	1997
Paige Cook (UTL)	1995

SECOND TEAM ALL OVC

Carly Gonzales (OF)	2014
Leah Taylor (OF)	2013
Lauren Smith (INF)	2013
Kayla Wade (OF)	2012
Leah Taylor (2B)	2011
Megan Van Arsdale (INF)	2010
Laura Roberts (OF)	2009
Ashley Benbow (OF)	2008
Paij Lintz (P)	2008
Megan Williams (OF)	2008
Savannah Roberts (C)	2007
Brandy Whalen (OF)	2006
Nicole Davis (P)	2005
Brandy Whalen (OF)	2005
Nicole Davis (P)	2004
Kristin Runyan (SS)	2004
Sarah Daws (C)	2003
Kendra Kosco (P)	2003
Meredith Ramsey (OF)	2003
Kendra Kosco (P)	2002
Angela Baize (OF)	2002
Amy Harderode (UTL)	2002
Jennifer Robison (IF)	2001
April Leatherwood (IF)	2001
Jessica Crosser (P)	1998
Jennifer Robison (UTL)	1998
Paige Cook (IF)	1997
Janee' Heath (IF)	1996
Paige Cook (UTL)	1996
Cindy Sturgill (C)	1996
Janee' Heath (C)	1995
Bridgette Baker (OF)	1995

ALL OVC HONORABLE MENTION

Angela Baize (OF)	2003
Stephanie Paris (IF)	2002
Sarah Daws (C)	2002
Jennifer Herron (OF)	2001
Misty Miles (SS)	2000
Tracy Fryer (P)	2000
Jessica Crosser (P)	1997
Bridgette Baker (OF)	1997
Kim Rucker (OF)	1996
Danelle Kimes (IF)	1995

OVC ALL NEWCOMER

Alicia Hansen (OF)	2015
Carly Gonzales (OF)	2014
Deven Wilson (C)	2013
Lauren Smith (INF)	2012
Casey Vincent (P)	2012
Leah Taylor (2B)	2011
Amanda Brandenburg (P/OF)	2011
Stephanie Nidiffer (P/IF)	2011
Kate Vanderham (P)	2010
Kalah Mathis (OF)	2010
Jordan Garrett (OF)	2010
Jenny Bain (IF)	2009
Chelsea Cary (IF)	2008
Ashley Benbow (OF)	2007
Paij Lintz (P)	2007
Laura Roberts (IF)	2007
Justine Pineda (OF)	2006
Savannah Roberts (C)	2006
Ashley Myatt (P)	2006
Ashton Strode (P)	2006

OVC TOURNAMENT MVP

Chelsea Jones (P)	2012
Kara Harper (P)	2009

OVC ALL TOURNAMENT

Kenzi Tate	2013
Lauren Smith	2013
Kayla Wade	2013
Chelsea Jones	2012
Jenny Bain	2012
Becca Williams	2012
Kayla Wade	2012
Megan Latimer	2011
Megan Van Arsdale	2010
Laurie Lindow	2010
Kate Vanderham	2010
Kara Harper	2009
Laurie Lindow	2009
Savannah Roberts	2009
Megan Van Arsdale	2009
Brittany Nash	2007
Christa Webb	2006
Nicole Davis	2005
Kristin Runyan	2005
Fallon Lowery	2005
Jennifer Young	2004
Angela Baize	2004
Allison Buckley	2004
Nicole Davis	2004
Meredith Ramsey	2002
Paige Cook	1997
Jessica Crosser	1997
Paige Cook	1996
Danelle Kimes	1994

OVC FRESHMAN OF THE YEAR

Carly Gonzales (OF)	2014
Amanda Brandenburg (P/OF)	2011
Jenny Bain (IF)	2009
Ashley Benbow (OF)	2007

**COSIDA CAPITAL ONE
ACADEMIC ALL AMERICAN**

Leah Taylor	2013
Leah Taylor	2012

EASTON FASTPITCH ALL AMERICAN

Leah Taylor	2012
-------------------	------

**NATIONAL FASTPITCH COACHES ASSOCIATION
ALL AMERICA SCHOLAR ATHLETE**

Kelsey Dixon	2015
Carly Gonzales	2015
Sam McClure	2015
Renate Meckl	2015
Kenzi Tate	2015
Casey Vincent	2015
Lauren Smith	2015
Savannah Dodson	2015
Jodie Duncan	2015
Alicia Hansen	2015
Kayla Blanco	2015
Deven Wilson	2013
Leah Taylor	2013
Lindsey Feigl	2013
Becca Williams	2013
Casey Vincent	2013
Kayla Wade	2013
Kelsey Dixon	2013
Kenzi Tate	2013
Lauren Smith	2013
Morgan Lewis	2013
Samantha McClure	2013
Leah Taylor	2012

**NATIONAL FASTPITCH COACHES ASSOCIATION
NFCA DIVISION I ALL REGION TEAM**

Kenzi Tate	2013
Leah Taylor	2012
Chelsea Jones	2012

OVC MEDAL OF HONOR

Lindsey Feigl	2014-15
Brooke Kennedy	2014-15
Bella Zizzi	2014-15
Renate Meckl	2013-14
Deven Wilson	2013-14
Bella Zizzi	2013-14
Lindsey Feigl	2012-13
Leah Taylor	2012-13
Deven Wilson	2012-13
Leah Taylor	2011-12
Leah Taylor	2010-11
Chelsea Cary	2010-11
Destiny Tite	2009-10
Chelsea Cary	2009-10
Paij Lintz	2009-10
Victoria Wolaver	2009-10
Paij Lintz	2008-09
Destiny Tite	2008-09
Victoria Wolaver	2008-09
Chelsea Cary	2007-08
Paij Lintz	2007-08
Riley Pace	2007-08
Laura Roberts	2007-08
Paij Lintz	2006-07
Riley Pace	2006-07
Laura Roberts	2006-07
Riley Pace	2005-06
Christa Webb	2005-06
Meagen Sturdivant	2003-04
Kelly Swafford	2003-04
Kendra Kosco	2002-03
Marione Parson	2001-02
Beth Elliot	2000-01
Alicia Haley	1999-00
Alicia Haley	1998-99
Mary Jerman	1998-99
Alicia Haley	1997-98
Sherri Pollard	1997-98
Bridgette Baker	1996-97
Kimberly Jones	1995-96

**ESPN THE MAGAZINE
ACADEMIC ALL DISTRICT TEAM**

Laura Roberts	2009
---------------------	------

OVC COMMISSIONER'S HONOR ROLL

2014-15 (15) Kayla Blanco Kelsey Dixon Savannah Dodson Jodie Duncan Lindsey Feigl Carly Gonzales Alicia Hansen Brooke Kennedy Sam McClure Renate Meckl Aeron Smith Lauren Smith Kenzi Tate Casey Vincent Bella Zizzi	2012-13 (16) Jessie Britt Kelsey Dixon Lindsey Feigl Autumn Glenn Morgan Lewis Samantha McClure Stephanie Nidiffer Katie Reiff Rachel Scrum Lauren Smith Kenzi Tate Leah Taylor Casey Vincent Kayla Wade Becca Williams Deven Wilson	2009-10 (11) Jenny Bain Chelsea Cary Jessica Gourdier Chelsea Jones Megan Latimer Paij Lintz Kalah Mathis Laura Roberts Destiny Tite Megan Williams Tori Wolaver	2006-07 (13) Brittany Burkett Kara Harper Paij Lintz Greer Long Lauren Manna Brittany Nash Riley Pace Laura Roberts Ashton Strode Holly Templeton Megan Van Arsdale Stacey Weaver Megan Williams	2003-04 (13) Angela Baize Allison Buckley Bethany Buttrey Sarah Daws Ashley Ruggles Kristin Runyan Meagen Sturdivant Kelly Swafford Holly Templeton Christa Webb Emily Webb Brandy Whalen Jennifer Young	2000-01 (6) Angela Baize Beth Elliott Molly McKinney Jordan Myers Andrea Rushing Courtney Wilson	1995-96 (11) Bridgett Baker Cherity Berry Crystal Gook Jessica Crosser Janean Heath Kimberly Jones Kristy Jones Sherri Pollard Cynthia Sturgill Tammy Turner Rhonda White
2013-14 (17) Jessie Britt Kelsey Dixon Lindsey Feigl Gabby Glenn Taylor Jerrick Brooke Kennedy Juli Layne Taylor Manning Samantha McClure Renate Meckl Stephanie Nidiffer Lauren Smith Kenzi Tate Casey Vincent Kayla Wade Deven Wilson Bella Zizzi	2011-12 (8) Jenny Bain Lindsey Feigl Chelsea Jones Carter Mansolino Samantha McClure Kenzi Tate Leah Taylor Kayla Wade	2008-09 (12) Chelsea Cary Erica Duke Jessica Gourdier Tera Gwaltney Chelsea Jones Megan Latimer Paij Lintz Greer Long Laura Roberts Destiny Tite Megan Van Arsdale Victoria Wolaver	2005-06 (9) Maghan Brown Allison Buckley Kara Harper Ashley Myatt Riley Pace Holly Templeton Stacey Weaver Christa Webb Brandy Whalen	2002-03 (12) Angela Baize Allison Buckley Bethany Buttrey Megan Dempsey Kristin Hogan Kendra Kosco Linsey Moffitt Meredith Ramsey Kristin Runyan Andrea Rushing Kelly Swafford Brandy Whalen	1999-00 (3) Magen Darby Alicia Haley Melissa Rudy	1994-95 (9) Laura Chambers Paige Cook Tiffany Craig Janean Heath Melanie Hix Danielle Kimes Sherri Pollard Tammy Turner Rhonda White
	2010-11 (10) Alexa Alfaro Jenny Bain Chelsea Cary Megan Gray Chelsea Jones Alana Kramer Megan Latimer Morgan Lewis Leah Taylor Becca Williams	2007-08 (13) Chelsea Cary Kelsey Davis Kara Harper Amber Hayes Megan Latimer Paij Lintz Riley Pace Laura Roberts Megan Van Arsdale	2004-05 (10) Maghan Brown Allison Buckley Kristin Hogan Ashley Ruggles Kristin Runyan Kelly Swafford Christa Webb Emily Webb Brandy Whalen Jennifer Young	2001-02 (5) Angela Baize Beth Buttrey Beth Elliott Kendra Kosco Andrea Rushing	1998-99 (5) Niki Foster Alicia Haley Jenny Sue Henry Mary Jerman Missy Rudy	1993-94 (9) Bridette Baker Paige Cook Tiffany Craig Nicole Glass Kimberly Jones Kristy Jones Danielle Kimes Tammy Turner Rhonda White

UT MARTIN HALL OF FAME MEMBERS

Jessica Crosser (1996-98) • Inducted 2003

Crosser, from Waverly, Tenn., played softball at UT Martin from 1996-98. In her career she became highly decorated from the Ohio Valley Conference. She was named to the 1996 OVC All-Tournament Team, 1997 All-OVC First Team as a utility player and honorable mention as a pitcher, the 1997 All-OVC Tournament team as a pitcher, along with the 1998 All-OVC First Team as a utility player and second team as a pitcher. She sports a career .341 batting average and finished her career as the holder of three single-season records, all set in 1998. Crosser ended her career with the highest single-season batting average (.341), runs scored (28), and strikeouts (93).

Janean' Heath (1995-96) • Inducted 2006

Heath, from Mayfield, Ky., played for UT Martin from 1995-96. When Heath finished her career she was the second all-time home run leader in program history with 16 in addition to holding a program record slugging percentage of .711. Heath also still ranks among the career top-10 in singles (112), runs batted in (53) and extra base hits (33).

Kendra Kosco (2002-03) • Inducted 2009

Kosco, from Herrin, Ill., played for head coach Donley Canary from 2002-03. She was a two-time All-Ohio Valley Conference selection and a two-time member of the OVC Commissioner's Honor Roll. Kosco, who was a pitcher, graduated holding the program record for most career strikeouts (304 in only two seasons), best win-loss percentage (.596) and lowest earned run average.

Nicole Davis (2002-05) • Inducted 2012

Davis played softball for head coach Donley Canary from 2002-05. She was named All-Ohio Valley Conference three consecutive years (2003-2005) and OVC All-Tournament in 2004. She ranks in the top 10 in most all career offensive statistics categories, including games played, at bats, hits, doubles, RBIs, total bases, slugging percentage, walks, extra base hits, home runs, victories, games started, ERA, winning percentage, strikeouts, saves and appearances.

Kristen Runyan (2003-05) • Inducted 2013

Runyan played at UT Martin from 2003-05 under head coach Donley Canary. A 5-4 infielder from Overland Park, Kan., she captured All-Ohio Valley Conference accolades in all three seasons as a Skyhawk, including a pair of first team mentions. She graduated UT Martin as the program's all-time leader in runs scored (93), home runs (21) and walks (50) while ranking second on the list with 83 runs batted in and 239 total bases. She helped the Skyhawks tally 94 victories in three seasons, including a then-school record 40 wins in 2005.

2016 UT MARTIN SOFTBALL GUIDE

BATTING AVERAGE

1994	PAIGE COOK	.292
1995	JANEE' HEATH	.372
1996	JANEE' HEATH	.303
1997	BRIDGETTE BAKER	.336
1998	JESSICA CROSSER	.394
1999	AMY HARCLERODE	.240
2000	ANDREA RUSHING	.333
2001	MISTY MILES	.278
2002	AMY HARCLERODE	.317
2003	ANGELA BAIZE	.354
2004	JENNIFER YOUNG	.398
2005	MEGAN MIZELL	.378
2006	JUSTIN PINEDA	.335
2007	ASHLEY BENBOW	.353
2008	KARA HARPER	.353
2009	MEGAN WILLIAMS	.343
2010	MEGAN WILLIAMS	.375
2011	AMANDA BRANDENBURG	.333
2012	LEAH TAYLOR	.385
2013	KENZI TATE	.359
2014	CARLY GONZALES	.323
2015	KENZI TATE	.345

SLUGGING PERCENTAGE

1993	LORI DEVERELL	.452
1995	JANEE' HEATH	.711
1996	CINDY STURGILL	.646
1997	JESSICA CROSSER	.461
1998	JESSICA CROSSER	.575
1999	AMY HARCLERODE	.322
2000	JENNIFER HERRON	.421
2001	MISTY MILES	.381
2002	AMY HARCLERODE	.467
2003	SARAH DAWS	.519
2004	JENNIFER YOUNG	.657
2005	MEGAN MIZELL	.573
2006	JUSTINE PINEDA	.511
2007	ASHLEY BENBOW	.542
2008	BLAVN BOLLMAN	.464
2009	JENNY BAIN	.598
2010	BECCA WILLIAMS	.684
2011	AMANDA BRANDENBURG	.564
2012	LEAH TAYLOR	.630
2013	KENZI TATE	.659
2014	DEVEN WILSON	.468
2015	KENZI TATE	.628

HITS

1993	LORI DEVERELL	23
	JENNIFER DEVERELL	23
1994	PAIGE COOK	38
1995	JANEE' HEATH	45
	PAIGE COOK	45
1996	PAIGE COOK	41
1997	BRIDGETTE BAKER	49
1998	JESSICA CROSSER	50
1999	AMY HARCLERODE	29
2000	MELISSA RUDY	35
2001	JENNIFER HERRON	37
2002	MEREDITH RAMSEY	46
2003	KRISTIN RUNYAN	39
2004	JENNIFER YOUNG	72
2005	MEGAN MIZELL	54
	BRANDY WHALEN	54
2006	JUSTINE PINEDA	59
2007	ASHLEY BENBOW	67
2008	ASHLEY BENBOW	60
2009	MEGAN WILLIAMS	68
2010	MEGAN WILLIAMS	72
2011	AMANDA BRANDENBURG	55
2012	LEAH TAYLOR	77
2013	KENZI TATE	61
2014	KAYLA WADE	54
2015	CARLY GONZALES	57

RUNS SCORED

1994	BRIDGETTE BAKER	23
1995	CINDY STURGILL	26
1996	CINDY STURGILL	21
1997	RENEE TRULL	23
1998	JESSICA CROSSER	28
1999	ALICIA HALEY	7
	AMY HARCLERODE	7
2000	MISTY MILES	21

2001	JENNIFER HERRON	16
2002	MEREDITH RAMSEY	21
2003	KRISTIN RUNYAN	22
2004	JENNIFER YOUNG	40
2005	KRISTIN RUNYAN	32
2006	JUSTINE PINEDA	37
2007	BRITTANY NASH	36
2008	ASHLEY BENBOW	33
2009	JENNY BAIN	42
2010	JORDAN GARRETT	43
2011	LEAH TAYLOR	51
2012	LEAH TAYLOR	61
2013	LEAH TAYLOR	50
2014	KAYLA WADE	29
2015	CARLY GONZALES	41

RUNS BATTED IN

1994	PAIGE COOK	23
1995	JANEE' HEATH	34
1996	CINDY STURGILL	29
1997	APRIL LEATHERWOOD	23
1998	APRIL LEATHERWOOD	17
1999	AMY HARCLERODE	14
2000	APRIL LEATHERWOOD	20
2001	COURTNEY WILSON	18
2002	MEREDITH RAMSEY	28
2003	NICOLE DAVIS	23
2004	NICOLE DAVIS	35
2005	KRISTIN RUNYAN	34
2006	JUSTINE PINEDA	41
2007	SAVANNAH ROBERTS	36
2008	LAURIE LINDOW	31
2009	LAURA ROBERTS	42
2010	JENNY BAIN	45
2011	JENNY BAIN	37
2012	JENNY BAIN	54
2013	KENZI TATE	56
2014	DEVEN WILSON	27
2015	KENZI TATE	38

DOUBLES

1994	KRISTY JONES	6
1995	BRIDGETTE BAKER	10
1996	CINDY STURGILL	10
1997	BRIDGETTE BAKER	13
1998	APRIL LEATHERWOOD	9
1999	AMY HARCLERODE	10
2000	MELISSA RUDY	8
	MISTY MILES	8
2001	SARAH DAWS	11
2002	MEREDITH RAMSEY	11
2003	KRISTIN RUNYAN	13
2004	JENNIFER YOUNG	14
2005	JENNIFER YOUNG	15
2006	JUSTINE PINEDA	12
	JENNIFER YOUNG	12
2007	ASHLEY BENBOW	14
2008	LAURIE LINDOW	12
2009	MEGAN WILLIAMS	13
	JENNY BAIN	13
2010	MEGAN VAN ARSDALE	12
	JENNY BAIN	12
2011	AMANDA BRANDENBURG	14
	JENNY BAIN	14
2012	JENNY BAIN	15
2013	KENZI TATE	12
2014	DEVEN WILSON	11
2015	CARLY GONZALES	18

TRIPLES

1993	LORI DEVERELL	3
1994	BRIDGETTE BAKER	5
1995	CINDY STURGILL	3
1996	KIM JONES	2
1997	JESSICA CROSSER	4
1998	JESSICA CROSSER	4
1999	ALICIA HALEY	1
	APRIL LEATHERWOOD	1
2000	JENNIFER HERRON	2
	MISTY MILES	2
2001	ANGELA BAIZE	2
2002	KRISTIN HOGAN	2
2003	KRISTIN RUNYAN	3
	NICOLE DAVIS	3
2004	JENNIFER YOUNG	6

2005	5 TIED	2
2006	4 TIED	2
2007	ASHLEY BENBOW	8
2008	ASHLEY BENBOW	2
	MEGAN WILLIAMS	2
	LAURA ROBERTS	2
2009	MEGAN WILLIAMS	4
2010	JORDAN GARRETT	2
	CHELSEA CARV	2
2011	LEAH TAYLOR	7
2012	LEAH TAYLOR	10
2013	KAYLA WADE	8
2014	KAYLA WADE	3
2015	KENZI TATE	3

HOME RUNS

1994	RANDI SPURGEON	2
	KIM JONES	2
1995	JANEE' HEATH	10
1996	CINDY STURGILL	12
1997	APRIL LEATHERWOOD	3
1998	APRIL LEATHERWOOD	4
1999	APRIL LEATHERWOOD	1
2000	APRIL LEATHERWOOD	4
2001	MISTY MILES	2
2002	MEREDITH RAMSEY	5
2003	NICOLE DAVIS	4
	SARAH DAWS	4
	MEREDITH RAMSEY	4
2004	KRISTIN RUNYAN	8
2005	KRISTIN RUNYAN	10
	NICOLE DAVIS	10
2006	JUSTINE PINEDA	5
2007	LAURA ROBERTS	7
2008	ASHLEY BENBOW	4
2008	MEGAN WILLIAMS	4
2008	LAURA ROBERTS	4
2009	JENNY BAIN	14
2010	MEGAN WILLIAMS	13
2011	LEAH TAYLOR	10
2012	LAUREN SMITH	9
2013	KENZI TATE	13
2014	LAUREN SMITH	5
2015	KENZI TATE	9

PITCHING APPEARANCES

1993	NIKKI STODDARD	14
	TIFFANY CRAIG	14
1994	TIFFANY CRAIG	21
	PAIGE COOK	21
1995	TIFFANY CRAIG	24
1996	PAIGE COOK	28
1997	JESSICA CROSSER	31
1998	JESSICA CROSSER	28
1999	MELISSA RUDY	38
2000	TRACY FRYER	23
2001	TRACY FRYER	34
2002	KENDRA KOSCO	31
2003	KENDRA KOSCO	24
2004	NICOLE DAVIS	29
2005	NICOLE DAVIS	26
2006	ASHLEY MYATT	32
2007	PAIJ LINTZ	30
	ASHLEY MYATT	30
2008	KARA HARPER	26
2009	KARA HARPER	31
2010	PAIJ LINTZ	38
2011	CHELSEA JONES	40
2012	CHELSEA JONES	47
2013	CASEY VINCENT	31
2014	ELIZABETH WIEGAND	31
2015	ELIZABETH WIEGAND	26

INNINGS PITCHED

1994	TIFFANY CRAIG	134.0
1995	TIFFANY CRAIG	136.1
1996	PAIGE COOK	152.0
1997	JESSICA CROSSER	160.1
1998	JESSICA CROSSER	140.0
1999	MELISSA RUDY	178.1
2000	TRACY FRYER	114.2
2001	MOLLY MCKINNEY	166.1
2002	KENDRA KOSCO	176.1
2003	KENDRA KOSCO	144.2
2004	NICOLE DAVIS	158.2

2005	NICOLE DAVIS	158.1
2006	ASHLEY MYATT	163.2
2007	ASHLEY MYATT	117.0
2008	KARA HARPER	135.0
2009	KARA HARPER	201.0
2010	PAIJ LINTZ	172.1
2011	CHELSEA JONES	162.1
2012	CHELSEA JONES	262.1
2013	CASEY VINCENT	176.2
2014	ELIZABETH WIEGAND	150.2
2015	ELIZABETH WIEGAND	135.2

STRIKEOUTS

1994	TIFFANY CRAIG	84
1995	PAIGE COOK	80
1996	PAIGE COOK	69
1997	JESSICA CROSSER	78
1998	JESSICA CROSSER	93
1999	MELISSA RUDY	63
2000	TRACY FRYER	78
2001	MOLLY MCKINNEY	82
2002	KENDRA KOSCO	192
2003	KENDRA KOSCO	112
2004	ALLISON BUCKLEY	80
2005	NICOLE DAVIS	153
2006	ASHTON STRODE	119
2007	ASHLEY MYATT	91
2008	KARA HARPER	94
2009	PAIJ LINTZ	104
2010	PAIJ LINTZ	174
2011	CHELSEA JONES	180
2012	CHELSEA JONES	199
2013	CASEY VINCENT	125
2014	ELIZABETH WIEGAND	84
2015	ELIZABETH WIEGAND	63

WINS

1994	PAIGE COOK	11
1995	PAIGE COOK	11
1996	PAIGE COOK	11
1997	JESSICA CROSSER	15
1998	JESSICA CROSSER	11
1999	MELISSA RUDY	3
2000	TRACY FRYER	10
2001	TRACY FRYER	6
2002	KENDRA KOSCO	16
2003	KENDRA KOSCO	12
2004	NICOLE DAVIS	17
2005	NICOLE DAVIS	17
2006	ASHLEY MYATT	14
2007	ASHLEY MYATT	9
2008	ASHTON STRODE	11
2009	KARA HARPER	20
2010	PAIJ LINTZ	25
2011	CHELSEA JONES	16
2012	CHELSEA JONES	28
2013	KENZI TATE	20
2014	ELIZABETH WIEGAND	11
2015	ELIZABETH WIEGAND	12

ERA

1997	JESSICA CROSSER	1.57
1998	JESSICA CROSSER	1.80
1999	MELISSA RUDY	7.58
2000	JENNIFER ROBISON	1.46
2001	TRACY FRYER	2.64
2002	KENDRA KOSCO	1.79
2003	NICOLE DAVIS	1.60
2004	ALLISON BUCKLEY	1.65
2005	NICOLE DAVIS	1.50
2006	KARA HARPER	1.97
2007	PAIJ LINT	1.74
2008	PAIJ LINTZ	2.31
2009	KARA HARPER	1.95
2010	KATE VANDERHAM	1.65
2011	CHELSEA JONES	2.24
2012	CHELSEA JONES	2.45
2013	AUTUMN GLENN	1.85
2014	BROOKE KENNEDY	1.96
2015	ELIZABETH WIEGAND	2.94

TEAM HITTING RECORDS

<u>GAMES</u>	<u>RUNS BATTED IN</u>
1.....63.....2007	1.....291.....2010
2.....62.....2009	2.....255.....2009
3.....62.....2006	3.....241.....2004
4.....61.....2012	4.....239.....2012
.....61.....2004	5.....238.....2013

<u>BATTING AVERAGE</u>	<u>TOTAL BASES</u>
1.....314.....1992	1.....774.....2010
2.....311.....2010	2.....705.....2009
3.....277.....2015	3.....664.....2007
4.....277.....2009	4.....663.....2004
5.....275.....2004	5.....649.....2012

<u>AT BATS</u>	<u>SLUGGING PCT</u>
1.....1720.....2007	1......518.....2010
2.....1633.....2004	2......441.....2015
3.....1609.....2012	3......438.....2009
4.....1608.....2009	4......428.....2005
5.....1582.....2006	5......422.....2013

<u>RUNS</u>	<u>WALKS</u>
1.....322.....2010	1.....180.....2015
2.....281.....2009	2.....177.....2012
3.....273.....2012	3.....172.....2010
4.....272.....2013	4.....164.....2013
5.....266.....2004	5.....160.....2009

<u>HITS</u>	<u>HIT BY PITCH</u>
1.....466.....2007	1.....45.....2013
2.....464.....2010	2.....34.....2002
3.....449.....2004	3.....32.....2014
4.....409.....2011	4.....31.....2015
.....409.....2008	5.....28.....2012

<u>SINGLES</u>	<u>STRIKEOUTS</u>
1.....399.....2006	1.....324.....2006
2.....384.....2005	2.....302.....2007
3.....349.....2007	3.....296.....2014
4.....324.....2004	4.....273.....2013
5.....353.....2008	5.....259.....2005

<u>RUNS PER GAME</u>	<u>SACRIFICES</u>
1.....6.17.....2002	1.....58.....2013
2.....5.55.....2010	2.....58.....2004
3.....4.77.....2013	3.....55.....2009
4.....4.70.....2015	4.....54.....2002
5.....4.53.....2009	5.....52.....4 Tied
.....4.53.....2011	

<u>HITS PER GAME</u>	<u>STOLEN BASE</u>
1.....8.28.....1992	1.....96.....2013
2.....7.92.....2010	2.....95.....2011
3.....7.36.....2004	3.....91.....2005
4.....7.18.....2009	4.....90.....2015
5.....7.12.....201590.....2014
90.....2006

<u>EXTRA BASE HITS</u>	<u>PUT OUTS</u>
1.....161.....2010	1.....1290.....2007
2.....142.....2009	2.....1277.....2009
3.....125.....2012	3.....1263.....2004
4.....123.....2013	4.....1255.....2006
5.....121.....2015	5.....1231.....2012
.....121.....2005	

<u>DOUBLES</u>	<u>ASSISTS</u>
1.....83.....2010	1.....613.....2009
2.....79.....2009	2.....593.....2004
3.....71.....2012	3.....577.....2013
4.....70.....2015	4.....534.....2014
.....70.....2006	5.....494.....2005

<u>TRIPLES</u>	<u>ERRORS</u>
1.....17.....2007	1.....110.....1999
2.....16.....2012	2.....107.....2004
3.....16.....1992	3.....106.....1998
4.....13.....2013	4.....103.....2001
.....13.....1994	5.....90.....1996
.....13.....2005	

<u>HOME RUNS</u>	<u>FIELDING PCT</u>
1.....71.....2010	1......973.....2015
2.....55.....2009	2......972.....2009
3.....51.....2013	3......970.....2008
4.....44.....2005	4......965.....2013
5.....42.....2011965.....2010
.....42.....2004	

INDIVIDUAL SINGLE GAME RECORDS

AT BATS

6	BETH BUTTREY AT SAINT LOUIS	4/6/04
6	NICOLE DAVIS AT SAINT LOUIS	4/6/04
6	KRISTIN HOGAN AT SAINT LOUIS	4/6/04
6	BRITTANY NASH VS. TENNESSEE TECH	3/24/07
6	CHELSEA CARY VS. EASTERN ILLINOIS	3/29/08

RUNS

4	CARLY GONZALES VS. EVANSVILLE	3/18/15
4	LINSEY MOFFIT VS. PENNSYLVANIA	3/15/02

RBI

7	CARLY GONZALES VS. EVANSVILLE	3/18/15
---	-------------------------------	---------

WALKS

3	18 OCCASIONS	
---	--------------	--

HITS

4	CARLY GONZALES VS. EVANSVILLE	3/18/15
4	ALICIA HANSEN VS. SOUTHEASTERN LOUISIANA	2/7/15
4	KENZI TATE VS. DETROIT MERCY	3/5/13
4	LEAH TAYLOR VS. MIDDLE TENNESSEE STATE	2/22/13
4	LEAH TAYLOR VS. NORTHERN COLORADO	2/10/12
4	SAVANNAH ROBERTS AT SOUTHEAST MISSOURI	4/26/08
4	MEGAN WILLIAMS VS. SAINT LOUIS	2/16/08
4	BRITTANY NASH VS. DAKOTA WESLEYAN	3/9/07
4	ANGELA BAIZE VS. AUSTIN PEAY	5/8/04
4	KRISTIN RUNYAN VS. FAIRFIELD	3/18/04
4	JENNIFER YOUNG VS. SOUTHEAST MISSOURI	5/13/04
4	DEVEN WILSON VS. MURRAY STATE	3/15/14
4	TAYLOR MANNING VS. EVANSVILLE	4/2/14

TOTAL BASES

13	CARLY GONZALES VS. EVANSVILLE	3/18/15
----	-------------------------------	---------

HOME RUNS

3	CARLY GONZALES VS. EVANSVILLE	3/18/15
---	-------------------------------	---------

TRIPLES

2	ASHLEY BENBOW VS. TENNESSEE STATE	5/5/07
---	-----------------------------------	--------

DOUBLES

3	JENNY BAIN VS. VALPARAISO	2/25/12
3	SAVANNAH ROBERTS VS. MID-CONTINENT	4/29/08
3	BRIDGETTE BAKER VS. SIU EDWARDSVILLE	3/14/94
3	CASEY VINCENT VS. AUSTIN PEAY	5/3/14

STOLEN BASES

4	LEAH TAYLOR VS. SOUTHERN ILLINOIS	4/10/13
4	LEAH TAYLOR VS. TENNESSEE STATE	3/19/11
4	BRANDY WHALEN AT TENNESSEE STATE	3/25/05

ASSISTS

10	MEGAN VAN ARSDALE AT MOREHEAD STATE	3/15/08
----	-------------------------------------	---------

PUTOUTS

17	JENNIFER DEVERELL VS. AUSTIN PEAY	4/7/93
----	-----------------------------------	--------

EARNED RUNS ALLOWED

18	MELISSA RUDY VS. EASTERN ILLINOIS	4/24/99
----	-----------------------------------	---------

INNINGS PITCHED

12	KENDRA KOSCO VS. TENNESSEE TECH	4/18/03
----	---------------------------------	---------

STRIKEOUTS PITCHING

15	CHELSEA JONES VS. NORTHERN IOWA	2/25/11
----	---------------------------------	---------

WALKS ALLOWED

12	MELISSA RUDY VS. AUSTIN PEAY	4/13/99
----	------------------------------	---------

HITS ALLOWED

14	ASHTON STRODE VS. EASTERN KENTUCKY	4/12/08
----	------------------------------------	---------

RUNS ALLOWED

14	NICOLE DAVIS VS. WISCONSIN	2/28/04
----	----------------------------	---------

TEAM PITCHING RECORDS

<u>WINS</u>	<u>WALKS</u>
1.....47.....2010	1.....214.....1999
2.....40.....2004	2.....152.....2014
3.....39.....2012	3.....148.....2011
4.....38.....2009	4.....143.....2015
5.....37.....2013	5.....142.....2013

<u>LOSSES</u>	<u>EARNED RUNS</u>
1.....45.....2001	1.....275.....1999
2.....42.....1999	2.....215.....2007
3.....33.....2002	3.....219.....2012
4.....28.....2003	4.....182.....2015
5.....27.....2014	5.....168.....2007
.....27.....2008	

<u>ERA</u>	<u>STRIKEOUTS</u>
1.....1.96.....1993	1.....340.....2011
2.....2.10.....2005	2.....332.....2005
3.....2.11.....1992	3.....325.....2010
4.....2.13.....2009	4.....323.....2002
5.....2.18.....2010	5.....321.....2007

<u>COMPLETE GAMES</u>	<u>DOUBLES ALLOWED</u>
1.....44.....2009	1.....88.....1999
2.....41.....2002	2.....76.....2007
3.....40.....2012	3.....70.....2001
.....40.....1994	4.....65.....2009
5.....39.....1995	5.....63.....2004

<u>SHUTOUTS</u>	<u>TRIPLES ALLOWED</u>
1.....14.....2010	1.....25.....1999
.....14.....2005	2.....15.....1995
3.....12.....2004	3.....12.....1998
.....12.....2007	4.....10.....2014
5.....11.....200210.....2000
.....11.....2006	

<u>SAVES</u>	<u>HOME RUNS ALLOWED</u>
1.....7.....2013	1.....42.....2012
2.....5.....2006	2.....40.....2006
.....5.....2007	3.....37.....2015
3.....3.....4 Tied37.....2007
	5.....34.....2013

<u>INNINGS PITCHED</u>	<u>OPP AVERAGE</u>
1.....430.0.....2007	1......220.....2005
2.....425.2.....2009	2......222.....1994
3.....421.0.....2004	3......233.....2006
4.....418.1.....2006	4......236.....1993
5.....400.1.....2002	5......237.....1998

<u>HITS ALLOWED</u>	<u>WILD PITCHES</u>
1.....449.....1999	1.....95.....1999
2.....448.....2007	2.....32.....1998
3.....423.....2001	3.....27.....2014
4.....415.....2004	4.....26.....1997
5.....410.....201226.....2011

<u>RUNS ALLOWED</u>	<u>HIT BATTERS</u>
1.....309.....1999	1.....44.....2011
2.....251.....2001	2.....42.....2012
3.....219.....2012	3.....30.....2009
4.....215.....2007	4.....27.....2007
5.....214.....2015	5.....26.....2015

PITCHING RECORDS

VICTORIES			STRIKEOUTS		
1.	28	CHELSEA JONES 2012	1.	199	CHELSEA JONES 2012
2.	20	KENZI TATE 2013	2.	192	KENDRA KOSCO 2002
	20	KARA HARPER 2009	3.	180	CHELSEA JONES 2011
4.	17	NICOLE DAVIS 2004	4.	174	PAIJ LINTZ 2010
	17	NICOLE DAVIS 2005	5.	153	NICOLE DAVIS 2005
6.	16	CHELSEA JONES 2011	6.	125	CASEY VINCENT 2013
	16	KENDRA KOSCO 2002	7.	119	ASHTON STRODE 2006
8.	15	CASEY VINCENT 2013	8.	116	NICOLE DAVIS 2004
	15	JESSICA CROSSER 1997	9.	112	KENDRA KOSCO 2003
10.	14	ASHLEY MYATT 2006	10.	111	ASHLEY MYATT 2006

EARNED RUN AVERAGE			COMPLETE GAMES		
1.	1.35	PAIJ LINTZ 2007	1.	33	CHELSEA JONES 2012
2.	1.46	JENNIFER ROBINSON 2000	2.	24	MELISSA RUDY 1999
3.	1.50	NICOLE DAVIS 2005		24	KARA HARPER 2009
4.	1.57	JESSICA CROSSER 1997	4.	21	KENDRA KOSCO 2002
5.	1.60	NICOLE DAVIS 2003	5.	20	PAIGE COOK 1994
6.	1.63	TIFFANY CRAIG 1992		20	TIFFANY CRAIG 1994
7.	1.65	KATE VANDERHAM 2010		20	TRACY FRYER 2001
	1.65	TRACY FRYER 2000		20	KENDRA KOSCO 2003
	1.65	ALLISON BUCKLEY 2004	9.	19	PAIJ LINTZ 2010
10.	1.74	KENDRA KOSCO 2003	19		PAIGE COOK 1995

APPEARANCES			INNINGS PITCHED		
1.	47	CHELSEA JONES 2012	1.	262.1	CHELSEA JONES 2012
2.	40	CHELSEA JONES 2011	2.	201.0	KARA HARPER 2009
3.	38	PAIJ LINTZ 2010	3.	178.1	MELISSA RUDY 1999
	38	MELISSA RUDY 1999	4.	176.2	CASEY VINCENT 2013
5.	34	TRACY FRYER 2001	5.	176.1	KENDRA KOSCO 2002
6.	33	MOLLY MCKINNEY 2001	6.	166.1	MOLLY MCKINNEY 2001
7.	32	ASHLEY MYATT 2006	7.	172.1	PAIJ LINTZ 2010
8.	31	ELIZABETH WIEGAND 2014	8.	163.2	ASHLEY MYATT 2006
	31	CASEY VINCENT 2013	9.	161.2	TRACY FRYER 2001
	31	KARA HARPER 2009	10.	160.2	KENZI TATE 2013
	31	JESSICA CROSSER 1997			

GAMES STARTED			SAVES		
1.	39	CHELSEA JONES 2012	1.	3	BROOKE KENNEDY 2014
2.	30	CHELSEA JONES 2011	3		AUTUMN GLENN 2013
	30	MELISSA RUDY 1999	3		CHELSEA JONES 2012
4.	29	CASEY VINCENT 2013	2.	2	KENZI TATE 2013
	29	PAIJ LINTZ 2010	2		CASEY VINCENT 2013
	29	KARA HARPER 2009	2		CHELSEA JONES 2011
7.	26	TRACY FRYER 2001	2		PAIJ LINTZ 2010
	26	KENDRA KOSCO 2002	2		PAIJ LINTZ 2009
9.	25	ASHLEY MYATT 2006	2		ASHLEY MYATT 2006
	25	MOLLY MCKINNEY 2001	2		ASHLEY MYATT 2007
			2		PAIJ LINTZ 2007
			2		PAIJ LINTZ 2008
			2		HOLLY TEMPLETON 2006

MOST WALKS ALLOWED			NO HITTERS		
1.	154	MELISSA RUDY 1999	1.	2	CINDY BRINGLE 1991
2.	66	KENZI TATE 2013	2.	1	KATE VANDERHAM 2010
3.	57	PAIJ LINTZ 2010		1	TIFFANY CRAIG 1995
4.	56	CHELSEA JONES 2012		1	MEGAN MIZELL 2005
5.	55	JENNIFER ROBINSON 1998		1	ASHTON STRODE 2007
6.	52	KARA HARPER 2009			
	52	MOLLY MCKINNEY 2001			
8.	51	TRACY FRYER 2001			
9.	50	ELIZABETH WIEGAND 2014			
10.	49	NICOLE DAVIS 2005			

HIT BATTER			PERFECT GAMES		
1.	29	CHELSEA JONES 2012	1		MEGAN MIZELL 2005
2.	20	CHELSEA JONES 2011	1		ASHTON STRODE 2007
3.	15	MELISSA RUDY 1999			
4.	14	ELIZABETH WIEGAND 2015			
5.	13	CASEY VINCENT 2013			
	13	KARA HARPER 2009			
	13	PAIJ LINTZ 2009			
8.	12	KARA HARPER 2008			
	12	KATE VANDERHAM 2011			
10.	10	PAIJ LINTZ 2010			

GAMES PLAYED

1.	63	MEGAN VAN ARSDALE 2007
2.	62	LAURA ROBERTS 2007
	62	JUSTINE PINEDA 2006
	62	BRANDY WHALEN 2006
	62	ASHLEY BENBOW 2006
	62	LAURA ROBERTS 2009
	62	MEGAN WILLIAMS 2009
	62	MEGAN VAN ARSDALE 2009
9.	61	LEAH TAYLOR 2012
	61	KAYLA WADE 2012
	61	JENNY BAIN 2012

BATTING AVERAGE

1.	.429	LORI DEVERELL 1992
2.	.409	JACKIE DAVIDSON 1992
3.	.398	JENNIFER YOURN 2004
4.	.394	JESSICA CROSSER 1998
5.	.386	BECKY YOUNG 1992
6.	.385	LEAH TAYLOR 2012
7.	.378	MEGAN MIZELL 2005
8.	.375	MEGAN WILLIAMS 2010
9.	.372	JANEE' HEATH 1995
10.	.359	KENZI TATE 2013

AT BATS

1.	200	LEAH TAYLOR 2012
2.	199	JENNY BAIN 2009
3.	198	MEGAN WILLIAMS 2009
4.	196	JENNY BAIN 2012
	196	BRITTANY NASH 2007
6.	195	LAURA ROBERTS 2007
7.	194	BRANDY WHALEN 2006
8.	192	MEGAN WILLIAMS 2010
9.	191	MEGAN WILLIAMS 2009
10.	190	ASHLEY BENBOW 2007

RUNS SCORED

1.	67	JESSICA CROSSER 2002
2.	61	LEAH TAYLOR 2012
3.	51	LEAH TAYLOR 2011
4.	50	LEAH TAYLOR 2013
5.	48	KAYLA WADE 2012
6.	43	JORDAN GARRETT 2010
7.	42	JENNY BAIN 2009
8.	41	CARLY GONZALES 2015
	41	JENNY BAIN 2010
10.	40	JENNIFER YOUNG 2004

HITS

1.	77	LEAH TAYLOR 2012
2.	72	MEGAN WILLIAMS 2010
	72	JENNIFER YOUNG 2004
4.	68	MEGAN WILLIAMS 2009
5.	67	ASHLEY BENBOW 2007
6.	65	KAYLA WADE 2012
7.	64	JENNY BAIN 2009
8.	63	BRITTANY NASH 2007
9.	61	KENZI TATE 2013
	61	JENNY BAIN 2010
	61	LAURA ROBERTS 2007

DOUBLES

1.	18	CARLY GONZALES 2015
2.	15	JENNY BAIN 2012
	15	JENNIFER YOUNG 2005
4.	14	AMANDA BRANDENBURG 2011
	14	JENNY BAIN 2011
	14	JENNIFER YOUNG 2004
	14	ASHLEY BENBOW 2007
8.	13	MEGAN VAN ARSDALE 2007
	13	MEGAN WILLIAMS 2009
	13	JENNY BAIN 2009

SEASON RECORDS

TRIPLES

1.	10	LEAH TAYLOR 2012
2.	8	KAYLA WADE 2013
	8	ASHLEY BENBOW 2007
4.	7	LEAH TAYLOR 2011
2.	6	JENNIFER YOUNG 2004
6.	5	KAYLA WADE 2012
7.	4	MEGAN WILLIAMS 2007
4.	4	MEGAN WILLIAMS 2009
8.	3	KENZI TATE 2015
	3	KAYLA WADE 2014
10.	2	10 TIMES

HOME RUNS

1.	14	JENNY BAIN 2009
2.	13	KENZI TATE 2013
	13	MEGAN WILLIAMS 2010
3.	12	CINDY STURGILL 1996
4.	11	LAUREN SMITH 2013
	11	JENNY BAIN 2010
5.	10	LEAH TAYLOR 2013
	10	MEGAN VAN ARSDALE 2009
	10	LEAH TAYLOR 2011
	10	NICOLE DAVIS 2005
	10	KRISTIN RUNYAN 2005
	10	JANEE' HEATH 1995

RUNS BATTED IN

1.	56	KENZI TATE 2013
2.	54	JENNY BAIN 2012
3.	45	JENNY BAIN 2010
4.	42	LAURA ROBERTS 2009
5.	41	JUSTINE PINEDA 2006
6.	39	LAURIE LINDOW 2010
	38	KENZI TATE 2015
	38	LAURA ROBERTS 2010
9.	37	JENNY BAIN 2011
	37	MEGAN WILLIAMS 2010

TOTAL BASES

1.	126	LEAH TAYLOR 2012
2.	124	MEGAN WILLIAMS 2010
3.	119	JENNY BAIN 2009
	119	JENNIFER YOUNG 2004
5.	112	KENZI TATE 2013
6.	106	JENNY BAIN 2010
7.	103	ASHLEY BENBOW 2007
8.	101	LAURA ROBERTS 2007
9.	100	CARLY GONZALES 2015
10.	98	JENNY BAIN 2012

SLUGGING PERCENTAGE

1.	.711	JANEE' HEATH 1995
2.	.684	BECCA WILLIAMS 2010
3.	.659	KENZI TATE 2013
4.	.657	JENNIFER YOUNG 2004
5.	.646	MEGAN WILLIAMS 2010
	.646	CINDY STURGILL 1996
7.	.630	LEAH TAYLOR 2012
8.	.628	KENZI TATE 2015
9.	.606	BECKY YOUNG 1992
10.	.598	JENNY BAIN 2009

BASE ON BALLS

1.	39	LAUREN SMITH 2013
2.	35	LAUREN SMITH 2012
	35	KATE VANDERHAM 2010
4.	33	LAUREN SMITH 2014
5.	32	LEAH TAYLOR 2013
6.	28	KENZI TATE 2015
7.	25	JENNY BAIN 2009
8.	24	LAURA ROBERTS 2010
9.	23	JORDAN GARRETT 2011
	23	LEAH TAYLOR 2012
	23	MEGAN VAN ARSDALE 2009
	23	ASHLEY BENBOW 2008

HIT BY PITCH

1.	14	KAYLA WADE 2013
	14	NICOLE DAVIS 2002
3.	12	SAMANTHA MCCLURE 2015
4.	8	KAYLA WADE 2012
5.	7	SARAH DAWS 2004
	7	LEAH TAYLOR 2011
7.	6	LAUREN SMITH 2014
	6	BECCA WILLIAMS 2012
	6	JUSTINE PINEDA 2006
6.	6	MEGAN VAN ARSDALE 2007

STRIKEOUTS

1.	50	ANGELA BAIZE 2004
2.	48	STACEY WEAVER 2007
3.	47	KIM JONES 1994
4.	46	KAYLA WADE 2013
5.	44	KAYLA WADE 2014
6.	41	JUSTINE PINEDA 2006
	41	STACEY WEAVER 2006
8.	40	CHRISTA WEBB 2006
	40	EMILY WEBB 2006
10.	39	LEAH TAYLOR 2011
	39	EMILY WEBB 2004

SACRIFICE HITS

1.	17	CHELSEA CARY 2010
2.	15	GREER LONG 2009
3.	13	GREER LONG 2008
4.	12	CHELSEA CARY 2009
	12	ALICIA HALEY 1998
	12	ANDREA MROZINSKI 2002
7.	10	SAMANTHA MCCLURE 2015
	10	BRANDY WHALEN 2004
	10	ALICIA HALEY 2000
	10	JENNIFER ROBISON 1998

STOLEN BASES

1.	39	LEAH TAYLOR 2013
2.	37	LEAH TAYLOR 2012
3.	34	LEAH TAYLOR 2011
4.	32	KAYLA WADE 2013
5.	28	JENNIFER YOUNG 2004
6.	25	BRANDY WHALEN 2005
7.	24	BRANDY WHALEN 2004
8.	23	KAYLA WADE 2014
9.	22	JUSTINE PINEDA 2006
10.	21	BRANDY WHALEN 2006

CAREER RECORDS

GAMES PLAYED

1.	238	JENNY BAIN	2009-12
2.	236	LAURA ROBERTS	2007-10
3.	235	MEGAN VAN ARSDALE	2007-10
4.	233	MEGAN WILLIAMS	2007-10
5.	214	SAVANNAH ROBERTS	2006-09
6.	213	KAYLA WADE	2011-14
	213	FALLON LOWERY	2006-07
8.	210	GREER LONG	2006-09
9.	209	NICOLE DAVIS	2002-05
10.	206	SAMANTHA MCCLURE	2012-15
	206	ANGELA BAIZE	2001-04

BATTING AVERAGE

1.	.387	BRIDGETTE BAKER	1994-97
2.	.345	ASHLEY BENBOW	2007-08
3.	.341	JESSICA CROSSER	1996-98
4.	.336	KALAH MATHIS	2010
5.	.335	JUSTINE PINEDA	2006
6.	.332	CARLY GONZALES	2014-P
7.	.327	MEGAN WILLIAMS	2007-10
8.	.320	LEAH TAYLOR	2011-13
9.	.313	JENNY BAIN	2009-12
10.	.312	KATE VANDERHAM	2010-11

AT BATS

1.	849	BRANDY WHALEN	2003-06
2.	787	JENNIFER YOUNG	2003-06
3.	763	NICOLE DAVIS	2002-05
4.	758	JENNY BAIN	2009-12
5.	721	MEGAN WILLIAMS	2007-10
6.	707	LAURA ROBERTS	2007-10
7.	659	MEGAN VAN ARSDALE	2007-10
8.	620	SAVANNAH ROBERTS	2006-09
9.	608	KRISTIN RUNYAN	2003-05
10.	568	FALLON LOWERY	2004-07

RUNS SCORED

1.	162	LEAH TAYLOR	2011-13
2.	142	JENNY BAIN	2009-12
3.	126	LAURA ROBERTS	2007-10
4.	124	KAYLA WADE	2011-14
5.	123	MEGAN WILLIAMS	2007-10
6.	110	BRANDY WHALEN	2003-06
7.	103	MEGAN VAN ARSDALE	2007-10
8.	102	JENNIFER YOUNG	2003-06
9.	93	KRISTIN RUNYAN	2003-05
10.	92	CHELSEA CARV	2008-11

HITS

1.	237	JENNY BAIN	2009-12
2.	236	MEGAN WILLIAMS	2007-10
3.	214	LAURA ROBERTS	2007-10
4.	193	JENNIFER YOUNG	2003-06
5.	191	SAVANNAH ROBERTS	2006-09
6.	189	BRANDY WHALEN	2003-06
7.	181	MEGAN VAN ARSDALE	2007-10
8.	173	LEAH TAYLOR	2011-13
	173	PAIGE COOK	1994-97
10.	171	NICOLE DAVIS	2002-05

SINGLES

1.	175	PAIGE COOK	1994-97
2.	168	BRIDGETTE BAKER	1994-97
3.	162	MEGAN WILLIAMS	2007-10
	162	BRANDY WHALEN	2003-06
5.	143	JENNY BAIN	2009-12
6.	142	APRIL LEATHERWOOD	1997-00
7.	140	LAURA ROBERTS	2007-10
8.	139	SAVANNAH ROBERTS	2006-09
9.	131	CHELSEA CARV	2008-11
10.	122	MEGAN VAN ARSDALE	2007-10

DOUBLES

1.	54	JENNY BAIN	2009-12
2.	51	JENNIFER YOUNG	2003-05
3.	40	LAURA ROBERTS	2007-10
4.	38	MEGAN VAN ARSDALE	2007-10
	38	MEGAN WILLIAMS	2007-10
6.	36	NICOLE DAVIS	2002-05
7.	33	BRIDGETTE BAKER	1994-97
8.	32	KENZI TATE	2012-15
	32	KRISTIN RUNYAN	2003-05
10.	31	SARAH DAWS	2001-04
	31	LAURIE LINDOW	2007-11

TRIPLES

1.	18	LEAH TAYLOR	2011-13
2.	16	KAYLA WADE	2011-14
3.	11	MEGAN WILLIAMS	2007-10
4.	10	JENNIFER YOUNG	2003-06
	10	ASHLEY BENBOW	2007-08
6.	8	JESSICA CROSSER	1996-98
	8	ASHLEY BENBOW	2007
7.	7	BRIDGETTE BAKER	1994-97
8.	5	5 TIED	

HOME RUNS

1.	40	JENNY BAIN	2009-12
2.	33	LAUREN SMITH	2012-15
3.	29	LAURA ROBERTS	2007-10
4.	27	KENZI TATE	2012-15
	27	LEAH TAYLOR	2011-13
6.	25	MEGAN WILLIAMS	2007-10
7.	24	MEGAN VAN ARSDALE	2007-10
8.	21	NICOLE DAVIS	2002-05
	21	KRISTIN RUNYAN	2003-05
10.	18	SAVANNAH ROBERTS	2006-09

RUNS BATTED IN

1.	170	JENNY BAIN	2009-12
2.	132	LAURA ROBERTS	2007-10
3.	120	KENZI TATE	2012-15
4.	117	MEGAN WILLIAMS	2007-10
5.	112	LAUREN SMITH	2012-15
6.	110	SAVANNAH ROBERTS	2006-09
7.	105	LAURIE LINDOW	2007-11
8.	104	NICOLE DAVIS	2002-05
9.	102	MEGAN VAN ARSDALE	2007-10
10.	94	LEAH TAYLOR	2011-13

TOTAL BASES

1.	411	JENNY BAIN	2009-12
2.	371	MEGAN WILLIAMS	2007-10
3.	351	LAURA ROBERTS	2007-10
4.	306	LEAH TAYLOR	2011-13
5.	291	MEGAN VAN ARSDALE	2007-10
6.	287	JENNIFER YOUNG	2003-06
7.	278	NICOLE DAVIS	2002-05
8.	273	KENZI TATE	2012-15
9.	276	SAVANNAH ROBERTS	2006-09
10.	255	LAUREN SMITH	2012-15

SLUGGING PERCENTAGE

1.	.630	JANEE' HEATH	1995-96
2.	.564	AMANDA BRANDENBURG	2011
3.	.548	JENNY BAIN	2009-12
4.	.567	LEAH TAYLOR	2011-13
5.	.532	KENZI TATE	2012-15
6.	.529	LAUREN SMITH	2012-15
7.	.515	MEGAN WILLIAMS	2007-10
8.	.514	CARLY GONZALES	2014-P
9.	.511	ASHLEY BENBOW	2007-08
10.	.502	KATE VANDERHAM	2010-11

BASE ON BALLS

1.	125	LAUREN SMITH	2012-15
2.	82	KENZI TATE	2012-15
3.	76	LEAH TAYLOR	2011-13
4.	71	JENNY BAIN	2009-12
5.	61	LAURA ROBERTS	2007-10
6.	58	CHELSEA CARV	2008-11
7.	56	MEGAN VAN ARSDALE	2007-10
8.	55	JENNIFER YOUNG	2002-06
9.	50	MEGAN WILLIAMS	2007-10
	50	KRISTIN RUNYAN	2003-05

HIT BY PITCH

1.	29	SAM MCCLURE	2012-15
2.	27	KAYLA WADE	2011-14
3.	26	NICOLE DAVIS	2002-05
4.	19	LEAH TAYLOR	2011-13
5.	15	MEGAN VAN ARSDALE	2007-10
6.	14	LAURA ROBERTS	2007-10
	14	SARAH DAWS	2001-04
8.	11	LAUREN SMITH	2012-15
	11	JENNY BAIN	2009-12
	11	ANGELA BAIZE	2001-04

STRIKEOUTS

1.	164	KIM JONES	1993-96
2.	125	KAYLA WADE	2011-14
3.	122	EMILY WEBB	2003-06
4.	118	ANGELA BAIZE	2001-04
5.	114	NICOLE DAVIS	2002-05
6.	101	BRANDY WHALEN	2003-06
7.	92	AMY HARCLERODE	1999-02
8.	89	GREER LONG	2006-09
	89	STACEY WEAVER	2006-07
10.	88	MEGAN WILLIAMS	2007-10

SACRIFICE HITS

1.	42	GREER LONG	2006-09
2.	40	CHELSEA CARV	2008-11
3.	25	ALICIA HALEY	1997-00
4.	23	SAMANTHA MCCLURE	2012-15
	23	ANGELA BAIZE	2001-04
6.	22	JENNIFER ROBISON	1997-01
	22	BRANDY WHALEN	2003-06
	22	FALLON LOWERY	2004-07
9.	19	PAIGE COOK	1994-97
10.	18	KRISTIN HOGAN	2002-05

STOLEN BASES

1.	110	LEAH TAYLOR	2011-13
2.	82	BRANDY WHALEN	2003-06
3.	75	KAYLA WADE	2011-P
4.	66	JENNIFER YOUNG	2003-06
5.	46	CHELSEA CARV	2008-11
6.	32	MEGAN WILLIAMS	2007-10
7.	31	SAMANTHA MCCLURE	2012-15
	31	ANGELA BAIZE	2001-04
9.	29	FALLON LOWERY	2004-07
10.	27	ASHLEY BENBOW	2006-07

EXTRA BASE HITS

1.	94	JENNY BAIN	2009-12
2.	74	LAURA ROBERTS	2007-10
3.	64	MEGAN WILLIAMS	2007-10
4.	62	KENZI TATE	2012-15
	62	MEGAN VAN ARSDALE	2007-10
	62	JENNIFER YOUNG	2003-06
7.	61	LEAH TAYLOR	2011-13
8.	50	LAUREN SMITH	2012-15
9.	48	SAVANNAH ROBERTS	2006-09
10.	44	SARAH DAWS	2001-04

PITCHING RECORDS

VICTORIES

1.	56	CHELSEA JONES	2009-12
2.	51	PAIJ LINTZ	2007-10
3.	45	NICOLE DAVIS	2002-05
4.	41	KARA HARPER	2006-09
5.	39	TIFFANY CRAIG	1992-95
6.	37	PAIGE COOK	1994-97
7.	35	CASEY VINCENT	2012-15
8.	33	JESSICA CROSSER	1996-98
9.	30	ASHTON STRODE	2006-08
10.	28	KENZI TATE	2012-15
	28	KENDRA KOSCO	2002-03

WIN LOSS PERCENTAGE

1.	.680	PAIJ LINTZ	2007-10
2.	.655	KATE VANDERHAM	2010-11
3.	.651	KENZI TATE	2012-15
4.	.643	CHELSEA JONES	2009-12
5.	.619	AMANDA BRANDENBURG	2011-12
6.	.596	KENDRA KOSCO	2002-03
7.	.586	KARA HARPER	2006-09
8.	.575	ELIZABETH WIEGAND	2014-15
9.	.535	ASHLEY MYATT	2006-07
10.	.522	CASEY VINCENT	2012-15

EARNED RUN AVERAGE

1.	1.77	KENDRA KOSCO	2002-03
2.	2.01	PAIJ LINTZ	2007-10
3.	2.20	NICOLE DAVIS	2002-05
4.	2.22	ALLISON BUCKLEY	2002-05
5.	2.24	TRACY FRYER	2000-01
6.	2.33	JESSICA CROSSER	1996-98
7.	2.35	KARA HARPER	2006-09
8.	2.37	TIFFANY CRAIG	1992-95
9.	2.46	CHELSEA JONES	2009-12
10.	2.54	PAIGE COOK	1994-97

APPEARANCES

1.	126	PAIGE COOK	1994-97
2.	121	PAIJ LINTZ	2007-10
3.	119	CHELSEA JONES	2009-12
4.	108	KARA HARPER	2006-09
5.	93	CASEY VINCENT	2012-15
6.	84	JESSICA CROSSER	1996-98
7.	79	TIFFANY CRAIG	1992-95
8.	73	ASHTON STRODE	2006-08
9.	62	ASHLEY MYATT	2006-07
10.	61	NICOLE DAVIS	2002-05

GAMES STARTED

1.	91	CHELSEA JONES	2009-12
2.	76	PAIGE COOK	1994-97
3.	75	CASEY VINCENT	2012-15
	75	PAIJ LINTZ	2007-10
5.	73	TIFFANY CRAIG	1993-95
6.	72	KARA HARPER	2006-09
7.	55	ASHTON STRODE	2006-08
8.	50	KENDRA KOSCO	2002-03
9.	47	JESSICA CROSSER	1996-98
10.	46	ASHLEY MYATT	2006-07

MOST WALKS ALLOWED

1.	172	MELISSA RUDY	1999-00
2.	165	CASEY VINCENT	2012-15
3.	153	KARA HARPER	2006-09
4.	152	PAIJ LINTZ	2007-10
5.	129	TIFFANY CRAIG	1992-95
6.	126	KENZI TATE	2012-15
7.	124	CHELSEA JONES	2009-12
8.	119	NICOLE DAVIS	2002-05
9.	106	JENNIFER ROBISON	1997-01
10.	105	JESSICA CROSSER	1996-98

HIT BATTER

1.	56	CHELSEA JONES	2009-12
2.	37	PAIJ LINTZ	2007-10
3.	36	KARA HARPER	2006-09
4.	35	CASEY VINCENT	2012-15
5.	22	ELIZABETH WIEGAND	2014-15
6.	18	KATE VANDERHAM	2010-11
7.	17	ASHTON STRODE	2006-07
8.	16	KENDRA KOSCO	2002-03
9.	15	KENZI TATE	2012-15
	15	MELISSA RUDY	1999-00
10.	14	TIFFANY CRAIG	1992-95

2016 UT MARTIN SOFTBALL GUIDE

.A.

Alfaro, Alexa (Util)	Bolingbrook, Ill.	2011
Aleshire, Kay (OF)	Clinton, Ky.	1985
Aycock, LaDon (OF)	Athens, Ala.	1990

.B.

Bain, Jenny (SS)	Hendersonville, Tenn.	2009-12
Baker, Bridgette (OF)	Camden, Tenn.	1994-97
Baker, Laurie (C/SS)	Dyersburg, Tenn.	1987
Baize, Angela (INF)	Drummonds, Tenn.	2001-04
Barnard, Patty (2B/C/OF)	Troy, Tenn.	1987
Basile, Jenna (OF)	Hendersonville, Tenn.	2006
Baumann, Heidi (OF)	Clarksville, Tenn.	1991
Bell, Karen (IF/SS)	Waverly, Tenn.	1985
Benbow, Ashley (OF)	Memphis, Tenn.	2007-08
Bendle, Brianne (P)	Amsterdam, Ohio	1999
Berry, Cherity (C/3B)	Coulterville, Ill.	1996-97
Biggerstaff, Lydia (1B, 3B)	Nashville, Tenn.	2011-13
Black, Amber (SS/2B)	Loudon, Tenn.	2002
Blanco, Kayla (OF)	Anaheim, Calif.	2015
Bollman, Blayn (OF)	Cartersville, Ill.	2008
Brandenburg, Amanda (P)	Camden, Tenn.	2011-12
Bringle, Cindy (P/IF/1B)	Covington, Tenn.	1988, 90-91
Britt, Jessie (INF)	Indianapolis, Ind.	2013-14
Brown, Jaclyn (C)	St. Joseph, Mo.	2004
Brown, Kristin (C/IF)	Livingston, Tenn.	1987
Brown, Lindsey (P)	Crossville, Tenn.	2005-06
Brown, Maghan (OF)	Waverly, Tenn.	2005-06
Buckley, Allison (P)	Wildwood, Mo.	2002-05
Burkett, Brittany (OF)	Eads, Tenn.	2007
Buttrey, Beth (C/UT)	Martin, Tenn.	2001-04
Byrd, Ashley (OF)	Martin, Tenn.	2007-10

.C.

Carroll, Penny (3B/OF)	Hohenwald, Tenn.	1999-00
Cary, Chelsea (IF)	Erin, Tenn.	2008-11
Carter, Ashley (OF)	Murfreesboro, Tenn.	2006
Carter, Lori (OF)	Martin, Tenn.	1985
Chambers, Mahlon (3B)	Adamsville, Tenn.	1995
Chandler, Shana (C/OF)	Tilden, Ill.	1997
Chesney, Megan (3B)	Murfreesboro, Tenn.	2011-12
Chessor, Jennifer (OF)	Centerville, Tenn.	1998-99
Clark, Sabrina (2B/OF)	Dyer, Tenn.	2000
Combs, Alexa (INF)	Crossville, Ill.	2016
Cook, Paige (P/SS/1B)	Covington, Tenn.	1994-97
Cordell, Lindsay (OF)	Cordova, Tenn.	2004
Cox, Michelle (3B/OF)	Atoka, Tenn.	1993
Craig, Tiffany (P)	Mascoutah, Ill.	1992-95
Crone, Charlie (INF)	Milan, Tenn.	2008
Crosser, Jessica (P/1B)	Waverly, Tenn.	1996-98
Cunningham, Patti (OF/1B)	Nashville, Tenn.	1986

.D.

Dacus, Leah (P/1B)	New Johnsonville, Tenn.	1998
Daniels, Sharon (C/OF)	Memphis, Tenn.	1988, 90-91
Darby, Magen (SS/1B)	Paris, Tenn.	2000
Daugherty, Kacie (OF)	South Fulton, Tenn.	2015-Present
Davidson, Jackie (SS/3B)	Covington, Tenn.	1990-92
Davis, Kelsey	Carmi, Ill.	2008
Davis, Nicole (P/1B)	Alpine, Calif.	2002-05
Daws, Sarah (C)	Brentwood, Tenn.	2001-04
Dawson, Nancy (Util)	Dickson, Tenn.	1992
Dempsey, Megan (3B)	Columbia, Tenn.	2003
Deverell, Lori (OF/1B/CF)	Covington, Tenn.	1990-93
Dickey, Kelsi (OF)	Mt. Juliet, Tenn.	2016
Dixon, Kelsey (OF)	O'Fallon, Mo.	2012-15
Doctor, Jennifer (IF)	Memphis, Tenn.	1990
Dodson, Kelle (1B/IF)	New Johnsonville, Tenn.	1986-87
Dodson, Savannah (INF)	Huntingdon, Tenn.	2015-Present
Douglas, Jessie (INF)	Brookport, Ill.	2016
Driskell, Erin (OF/P)	Chatham, Ill.	2009-10
Duffett, Laura (3B/OF)	Memphis, Tenn.	1991
Duke, Erica	Manchester, Tenn.	2009-12
Duncan, Jodie (INF)	Munford, Tenn.	2015-Present

.E.

Elam, Cindy (Util)	Munford, Tenn.	1986-88
Elliott, Beth (OF)	Dover, Tenn.	1999-02
Elliott, Petey (OF/SS)	Memphis, Tenn.	1985
Ellis, Jennifer (SS)	Springfield, Tenn.	1993
Endrizzi, Lacie (P)	Vienna, Ill.	2008

.F.

Fiegl, Lindsey (Util)	Chesterfield, Mo.	2012-15
Forgy, Jill (OF/2B)	Martin, Tenn.	1985
Fortner, Caroline (3B)	McKenzie, Tenn.	1998
Foster, Niki (1B/OF)	Hendersonville, Tenn.	1998-99
Frey, Linda (P)	Mt. Juliet, Tenn.	1992
Fryer, Tracy (P)	Steeleville, Ind.	2000-01
Fulcher, Alli (INF)	Hendersonville, Tenn.	2016

.G.

Garrett, Jordan (Util)	Clovis, N.M.	2010-11
Glass, Nikki (C/3B)	Covington, Tenn.	1993-94
Glenn, Autumn (P/3B)	Covington, Tenn.	2013-14
Glenn, Gabby (OF)	Covington, Tenn.	2014
Gonzales, Carly (OF)	Anaheim, Calif.	2014-Present
Goodwin, Leigh Ann (1B)	Franklin, Tenn.	1993
Gourdier, Jessica (1B)	Mackinaw, Ill.	2009-10
Graham, Brooke	Lyles, Tenn.	2016
Graham, Stacey (1B)	Memphis, Tenn.	1988
Gray, Megan	Lafayette, Ind.	2011
Greenwood, Leevie (P)	Lebanon, Tenn.	2010
Greer, JoLynn (3B/SS)	Germantown, Tenn.	1990
Gwaltney, Tera (P)	Ripley, Tenn.	2007

.H.

Haley, Alicia (3B/2B/SS)	Friendship, Tenn.	1997-00
Hankins, Carrie (SS/OF)	Covington, Tenn.	1998
Hansen, Alicia (OF)	Miamisburg, Ohio	2015-Present
Harclerode, Amy (3B/1B)	Tucson, Ariz.	1999-02
Harper, Kara (P)	Long Beach, Calif.	2006-09
Harrell, Morgan (C, Util)	Calvert City, Ky.	2011
Harriss (Lyon), Barbi	Pinckneyville, Ill.	1999-00
Hayes, Jennifer (OF)	Dickson, Tenn.	1992
Heath, Janee' (C/2B/1B)	Mayfield, Ky.	1995-96
Henry, Jenny Sue (C/OF)	Dickson, Tenn.	1998-99
Herron, Jennifer (OF)	Nesbit, Miss.	2000-01
Hix, Melanie (SS/2B)	Cedar Hill, Tenn.	1994-95
Hix, Misty (OF)	Cedar Hill, Tenn.	1994-95
Hodge, Ashley (2B/OF)	Murfreesboro, Tenn.	2005
Hogan, Kristin (OF/SS/C)	Paducah, Ky.	2002-05
Holt, Susan (OF/IF)	Clarksville, Tenn.	1986-88
Houston, Amy (OF)	Paris, Tenn.	1987
Hutchison, Ginger (2B/3B)	Clinton, Miss.	1999

.J.

Jerrick, Tayler (P/Util)	Anaheim, Calif.	2014
Jones, Chelsea (P)	Tulahoma, Tenn.	2009-12
Jones, Hanna (P)	Harrisburg, Ill.	2015-Present
Jones, Kim (SS/3B)	McKenzie, Tenn.	1993-96
Jones, Kristy (OF)	McKenzie, Tenn.	1993-96
Joy, Jennifer (P/1B/OF)	Covington, Tenn.	1995

.K.

Katchur, Paige (Util)	Franklin, Tenn.	2009
Kennedy, Brooke (P/1B)	Bath Springs, Tenn.	2014-Present
Kimes, Danielle (SS/1B)	New Madrid, Mo.	1994-95
King, Emily (OF)	Selmer, Tenn.	2002
Kosco, Kendra (P)	Herrin, Ill.	2002-03
Kramer, Alana (Util)	Jackson, Tenn.	2011

.L.

Lackey, Kristen (OF)	Savannah, Tenn.	2011-13
Latimer, Megan (OF/Util)	Humboldt, Tenn.	2008-11
Lavertu, Wendy (OF/BB)	Saskatoon, Canada	1986
Layne, Juli (OF)	Hillsboro, Tenn.	2014
Leatherwood, April (C/1B)	Germantown, Tenn.	1997-00
Lech, Christi (C)	Paducah, Ky.	1988
Lee, Lori (P/SS)	Sparta, Tenn.	1986
Lewis, Morgan (P, Util)	Indianapolis, Ind.	2011-13

Lindow, Laurie (C)	Crest, Calif.	2007-11
Lintz, Paj (P)	Lewisburg, Tenn.	2007-10
Litton, Melanie (IF/OF)	Lyles, Tenn.	1987-88
Logan, Paula (C/IF/3B/1B)	Union City, Tenn.	1985-86
Long, Amanda (OF)	St. Jacob, Ill.	2007
Long, Greer (SS)	Lawrenceville, Ga.	2006-09
Litton, Melanie (IF/OF)	Lyles, Tenn.	1987-88
Logan, Paula (C/IF/3B/1B)	Union City, Tenn.	1985-86
Lowery, Fallon (2B)	Ringgold, Ga.	2003-07
Lowery, Kelly (3B/2B)	Camden, Tenn.	1998
Lyon, Barbi (OF)	Pinckneyville, Ill.	2000

.M.

Manna, Lauren (C)	Nashville, Tenn.	2006-07
Manning, Taylor (2B/OF)	Long Beach, Calif.	2014
Malone, Pam (IF)	Munford, Tenn.	1985
Mansolino, Carter (Util)	Dickson, Tenn.	2012
Martin, Kelli (IF/OF)	Memphis, Tenn.	1988
Mathis, Kalah (OF/Util)	Chapel Hill, Tenn.	2010
McBride, Gracyn (INF)	Metropolis, Ill.	2016
McClure, Samantha (INF)	Georgetown, Ind.	2012-15
McElvain, Jan (OF)	Martin, Tenn.	1985
McGaha, Kathleen (1B/OF)	Dayton, Ohio	1990-92
McGriff, Becky (P/IF)	Memphis, Tenn.	1988
McKinney, Molly (P)	Carbondale, Ill.	2000-01
Meckl, Renate (C)	Oconomowoc, Wis.	2014-Present
Melton, Amanda (IF)	Dresden, Tenn.	1987
Melton, Cindy (OF)	Huntingdon, Tenn.	1987
Miles, Misty (SS)	Hendersonville, Tenn.	2000-01
Mizell, Megan (P/1B)	Vienna, Ill.	2004-05
Misner, Leslie (2B/3B)	Tempe, Ariz.	2001-02
Moffitt, Linsey (3B/2B)	LeClaire, Ind.	2002-03
Moore, DeAnn (3B/SS)	Greenfield, Tenn.	1987
Moore, Debbie (2B/OF)	Rives, Tenn.	1987
Mrozinski, Andrea (IF)	Lewisburg, Tenn.	2002-03
Myatt, Ashley (P)	Dickson, Tenn.	2006-07
Myers, Jordan (P/OF)	Knoxville, Tenn.	2001-02
Myers, Lauren (OF)	Brentwood, Tenn.	2016

.N.

Nash, Brittany (OF)	Oblong, Ill.	2006-07
Nidiffer, Stephanie (3B)	Joelton, Tenn.	2011-14
Naylor, Mechelle (2B)	Bells, Tenn.	1990-92

.O.

Osborne, Kathy (C/IF/OF)	Franklin, Tenn.	1985-86
Osburn, Angela (C/IF)	Dickson, Tenn.	1985

.P.

Pace, Riley (C)	Hohenwald, Tenn.	2006-07
Paris, Stephanie (2B/OF)	Brentwood, Tenn.	2002-03
Parkerson, Carole (OF)	Nashville, Tenn.	1990
Parkins, Scarlet (P)	Milan, Tenn.	1985
Pastula, Leah (OF)	Germantown, Tenn.	1991-92
Pineda, Justine (OF)	Chandler, Ariz.	2006
Plunkett, Anita (IF)	Dickson, Tenn.	1992
Pollard, Sherri (SS/OF)	Pulaski, Tenn.	1995-98
Poore, Ashley (OF)	Trenton, Tenn.	2008
Pratt, Amanda (OF)	Knoxville, Tenn.	1988

.R.

Ramsey, Meredith (1B)	West. Frankfort, Ill.	2002-03
Reaver, Leslie (OF)	Hendersonville, Tenn.	1986-87
Reiff, Katie (SS/2B)	Monticello, Ind.	2012-13
Rhode, Rachel (P)	Stillwater, Minn.	2016
Roach, Rae Jean (3B/OF)	Piedmont, Mo.	1991-92
Roberts, Laura (Util)	Johnson City, Ill.	2007-10
Roberts, Savannah (C)	Nashville, Tenn.	2006-09
Robins, Nira (INF)	Champaign, Ill.	2004
Robison, Jennifer (P/1B)	Tilden, Ill.	1997-01
Rucker, Kim (Util/OF)	Alcoa, Tenn.	1996-98
Rudy, Melissa (P)	Mascoutah, Ill.	1999-00
Ruggles, Ashley (OF)	Chesterfield, Mo.	2004-05
Runyan, Kristin (SS/OF)	Overland Park, Kan.	2003-05
Rushing, Andrea (P/Util)	Nashville, Tenn.	2000-03

.S.

Saxon, Taylor (P/1B)	Dewy Rose, Ga.	2016
Scrum, Rachel (1B)	Maryville, Tenn.	2013
Shaw, Kerry (OF)	Memphis, Tenn.	1988
Shropshire, Tonya (OF/C/CF)	Memphis, Tenn.	1988, 90-91
Sizemore, Tammy (IF/P)	Chattanooga, Tenn.	1986-88
Smith, Aeron (C)	Bowling Green, Ky.	2015-Present
Smith, Chelsey (OF)	Madison, Tenn.	2015-Present
Smith, Lauren (1B)	O'Fallon, Ill.	2012-15
Smothers, Tonya (OF)	Camden, Tenn.	1997
Spurgeon, Randi (OF)	Atoka, Tenn.	1993-96
Stavrum, Vickie (C/IF)	Memphis, Tenn.	1986
Stedman, Rebecca (Util)	Clarksville, Tenn.	2001
Stoddard, Nikki (P)	Southaven, Miss.	1990-93
Strode, Ashton (P)	Niceville, Fla.	2006-08
Sturdivant, Meagan (INF)	Bruceton, Tenn.	2004
Sturgill, Cindy (C/3B)	Carbondale, Ill.	1995-96
Swafford, Kelly (P/OF)	Dunlap, Tenn.	2003-05
Swarengen, Ginny (C)	Crossville, Tenn.	2005-06

.T.

Tate, Kenzi (1B/3B/P)	Opdyke, Ill.	2012-15
Taylor, Laura Mai (2B)	Hickman, Ky.	1985
Taylor, Leah (OF/2B)	Brownsville, Tenn.	2011-13
Templeton, Holly (P)	Chattanooga, Tenn.	2004-06
Thompson, Amy (OF/C)	Union City, Tenn.	1985-87
Thompson, Beth (SS/2B)	Big Sandy, Tenn.	1999-00
Tite, Destiny (2B)	Ullin, Ill.	2009
Torrence, Mikala (OF)	Desoto, Mo.	2013
True, Teresa (OF)	Centerville, Tenn.	1985-86
Trull, Julie (UTL/OF/2B)	Camden, Tenn.	2000-02
Trull, Renee (SS/2B)	Camden, Tenn.	1995-97
Turner, Tammy (2B/SS)	McEwen, Tenn.	1993-96

.V.

Van Arsdale, Megan (3B)	Garden Grove, Calif.	2007-10
Vanderham, Kate (P)	Brookeville, Fla.	2010-11
Vanlandingham, Alyssa (P)	Hampton, Ark.	2016
Vincent, Casey (P)	Hillsboro, Tenn.	2012-15

.W.

Wade, Kayla (OF)	Swansea, Ill.	2011-14
Wallace, Victoria (C)	Nashville, Tenn.	2010
Warrick, Katie (1B/P)	Chapel Hill, Tenn.	2016
Weaver, Stacey (SS)	Casey, Ill.	2006-07
Weidman, Tricia (1B)	Germantown, Tenn.	1985-86
Webb, Christa (OF)	Hohenwald, Tenn.	2003-06
Webb, Emily (2B/SS/3B)	Hohenwald, Tenn.	2003-06
Weber, Lauren (P)	Franklin, Tenn.	2005
Whalen, Brandy (OF)	Franklin, Tenn.	2003-06
White, Rhonda	Savannah, Tenn.	1995-96
Wieber, Suzanne (OF)	Ripley, Tenn.	1992
Wiegand, Elizabeth (P)	Moscow Mills, Mo.	2014-Present
Wilbern, Princess (OF/INF)	Memphis, Tenn.	1985, 87-88
Williams, Becca (OF)	Murfreesboro, Tenn.	2010-13
Williams, Megan (OF)	Murfreesboro, Tenn.	2007-10
Williams, Stacy (P/2B/SS)	Camden, Tenn.	1996-99
Wilson, Courtney (C/1B/OF)	Galveston, Ind.	2000-01
Wilson, Deven (C)	Eva, Tenn.	2013-14
Wolaver, Tori (Util.)	Lynnville, Tenn.	2009-10
Wright, Natalie (3B/P)	Centerville, Tenn.	1985


.Y.

Young, Becky (C/CF/3B)	Memphis, Tenn.	1990-92
Young, Jennifer (OF)	Alpine, Calif.	2003-06

.Z.

Zizzi, Bella (OF)	Cross Plains, Tenn.	2014-Present
-------------------	---------------------	--------------

2016 UT MARTIN SOFTBALL GUIDE

	Randi Spurgeon Carrie Hankins Barbi Harriss (Lyon) Misty Miles Emily King Megan Mizell Riley Pace Jenny Bain Kenzi Tate	1993-96 1998 1999 2000-01 2002 2004-05 2006-07 2009-12 2012-15		Kayla Wade Jodie Duncan Becky Young Jennifer Doctor	2011-14 2015-Present 1991 1990		Nira Robbins Ashton Strode Amber Hayes Paige Katchur Kalah Mathis Carter Mansolino Jessie Britt Lauren Myers	2004 2006-07 2008 2009 2010 2012 2013-14 2016
	Sherri Pollard Amy Harclerode Kelly Swafford Jenna Basile Amanda Long Leevie Greenwood Katie Reiff Tayler Jerrick Kacie Daugherty	1995 1999-02 2004-05 2006 2007 2010 2012-13 2014 2015-Present		Sharon Daniels Cindy Sturgill Tonya Smothers Jennifer Herron Sarah Daws Kara Harper Megan VanArsdale Morgan Harrell Lyndsey Fiegl	1988, 1990-91 1995-96 1997 2000 2001-04 2006, 08 2007, 2009-10 2011 2012-15		Rhonda White Leah Dacus Missy Rudy Andrea Mrozinski Meagan Sturdivant Lindsey Brown Ashley Byrd Leah Taylor Mikala Torrence Aeron Smith	1995-96 1998 1999-00 2002-03 2004 2005-06 2007-10 2011 2013 2015-Present
	Carole Parkerson Jennifer Joy Kim Rucker Beth Thompson Ashley Hodge Ashley Carter Brittany Burkett Lacie Endrizzi Jordan Garrett Samantha McClure Alli Fulcher	1990 1995 1996-98 1999-00 2005 2006 2007 2008 2010-11 2012-15 2016		Kathleen McGaha Tiffany Craig Jessica Crossover Andrea Rushing Ashton Strode Chelsea Jones Deven Wilson Alicia Hansen	1990-92 1992-95 1997-98 2000-03 2008 2009-12 2013-14 2015-Present		Jackie Davidson Destiny Tite Lydia Biggerstaff Juli Layne Hanna Jones	1990 2009 2011-13 2014 2015-Present
	Bridgette Baker Penny Carroll Meredith Ramsey Fallon Lowery Jessica Gourdier Morgan Lewis Elizabeth Weigand Rachel Rhode	1994-97 1999-00 2002-03 2003-07 2009-10 2011-13 2014-15 2016		Tonya Shropshire Jennifer Robison Leslie Misner Megan Dempsey Lauren Weber Ashley Myatt Tori Wolaver Alexa Alfaro Savannah Dodson	1988, 1990-91 1997-01 2002 2003 2005 2006-07 2009-10 2011 2015-Present		LaDon Aycock Rae Jean Roach Kim Jones Brianna Bendle Courtney Wilson Kendra Kosco Ashley Ruggles Brittany Nash Chelsea Cary Lauren Smith	1990 1991-92 1993-96 1999 2000-01 2002-03 2004-05 2006-07 2008-11 2012-15
	Laura Duffett Kristin Runyan Stacey Weaver Megan Latimer Kelsey Dixon Alyssa Vanlandingham	1991 2003-05 2006-07 2008-11 2012-15 2016		Cindy Bringle Melanie Hix Stacy Williams Julie Trull Emily Webb Greer Long Becca Williams Taylor Manning Taylor Saxon	1988, 1990-91 1994-95 1996-99 2000-02 2003-06 2007-09 2010-13 2014 2016		Nikki Stoddard	1990-91
	Heidi Baumann Kelly Swafford Lindsay Cordell Ashley Benbow Victoria Wallace Stephanie Nidiffer Chelsey Smith	1991 2003 2004 2007-08 2010 2011-2014 2015-Present		JoLynn Greer Leah Pastula Danielle Kimes Jessica Crossover Alicia Haley Beth Buttrey Jinny Swearengen Kara Harper Megan VanArsdale Alana Kramer Carly Gonzales	1990 1991-92 1994-95 1996 1997-00 2001-04 2005-06 2007, 2009 2008 2011 2014-Present		Misty Hix Sherri Pollard Leslie Misner Laurie Lindow Brooke Kennedy	1994-95 1996-98 2001 2007-11 2014-Present
	Tammy Turner Shana Chandler Sabrina Clark Jordan Myers Jennifer Young Paij Lintz Megan Chesney Autumn Glenn Brooke Graham	1993-1996 1997 2000 2000-02 2003-06 2007-10 2011-12 2013-14 2016		Nikki Stoddard	1990		Cherity Berry Niki Foster Moly McKinney Amber Black Christa Webb Charli Cronne Tera Gwaltney Kenzi Tate Bella Zizzi Kelsi Dickey	1996-97 1998-99 2000-01 2002 2003-06 2008 2009 2012 2014-15 2016
	Jaclyn Brown Laura Roberts Blayn Bollman Kate Vanderham Casey Vincent Alexa Combs	2004 2007 2008 2010-11 2012-Present 2016		Mechelle Naylor	1990		Jackie Davidson Renee Trull Kelley Lowry Beth Elliott Brandy Whalen Ashley Poore Erin Briskell Leah Taylor Renate Meckl	1991 1995-97 1998 1999-02 2003-06 2008 2009-10 2012-13 2014-Present
	Lori Deberell Paige Cook Jenny Sue Henry Magen Darby Rebecca Stedman Stephanie Paris Holly Templeton Laura Roberts	1990-93 1994-97 1998-99 2000 2001 2002-03 2004-06 2008-09		Jannee' Heath Caroline Fortner Barbi Harriss (Lyon) Jennifer Herron Lindsey Moffitt	1995-1996 1998 2000 2001 2002-03		Mahlon Chambers Ginger Hutchison Tracy Fryer Nicole Davis Savannah Roberts Amanda Brandenburg	1995 1999 2000-01 2002-05 2006-09 2011-12
							Kristin Hogan Justine Pineda Kelsey Davis Erica Duke	2002-05 2006 2008 2009-12
							Katie Warrick	2016

2016 UT MARTIN SOFTBALL GUIDE

2/22/99	Martin, Tenn.	L, 12-0
2/28/99	Chattanooga, Tenn.	L, 10-0
2/27/04	Chattanooga, Tenn.	W, 5-2
3/4/06	Chattanooga, Tenn.	L, 5-2
3/3/07	Chattanooga, Tenn.	L, 7-1
2/19/11	Mobile, Ala.	L, 3-4
2/27/11	Chattanooga, Tenn.	L, 2-8

CLEVELAND STATE Overall: 2-1 (.666)

Home: 0-0, Away: 0-0, Neutral: 2-1		
Date	Location	W/L
3/18/00	Rock Hill, S.C.	L, 6-2
3/16/05	Kissimmee, Fla.	W, 8-4
2/26/12	Chattanooga, Tenn.	W, 4-1

COASTAL CAROLINA Overall: 1-0 (1.000)

Home: 0-0, Away: 0-0, Neutral: 1-0		
Date	Location	W/L
3/23/01	Atlanta, Ga.	W, 6-5

COLGATE Overall: 5-1 (.833)

Home: 0-0, Away: 0-0, Neutral: 5-1		
Date	Location	W/L
3/18/98	Orlando, Fla.	L, 2-1
3/19/04	Kissimmee, Fla.	W, 3-2
3/12/06	Kissimmee, Fla.	W, 3-2
2/23/07	Natchitoches, La.	W, 8-0
3/4/11	Fort Meyers, Fla.	W, 2-1
3/7/14	Orlando, Fla.	W, 7-1

COLLEGE OF CHARLESTON Overall: 0-2 (.000)

Home: 0-0, Away: 0-0, Neutral: 0-2		
Date	Location	W/L
3/18/00	Rock Hill, S.C.	L, 2-1
3/2/14	Orlando, Fla.	L, 4-1

COLORADO STATE Overall: 0-2 (.000)

Home: 0-0, Away: 0-0, Neutral: 0-2		
Date	Location	W/L
3/10/02	Winter Park, Fla.	L, 5-0
3/12/03	Osceola, Fla.	L, 2-0

COLUMBIA Overall: 1-0 (1.000)

Home: 0-0, Away: 0-0, Neutral: 1-0		
Date	Location	W/L
3/15/04	Kissimmee, Fla.	W, 4-0

COLUMBUS Overall: 1-0 (1.000)

Home: 0-0, Away: 0-0, Neutral: 1-0		
Date	Location	W/L
3/19/93	Jacksonville, Ala.	W, 5-4

CREIGHTON Overall: 0-2 (.000)

Home: 0-0, Away: 0-0, Neutral: 0-2		
Date	Location	W/L
3/10/96	Orlando, Fla.	L, 4-3
3/14/96	Orlando, Fla.	L, 5-4 (9)

CUMBERLAND Overall: 2-0 (1.000)

Home: 0-0, Away: 2-0, Neutral: 0-0		
Date	Location	W/L
1986	Nashville, Tenn.	W, 9-8
1986	Nashville, Tenn.	W, 6-0

DAKOTA WESLEYAN Overall: 1-0 (1.000)

Home: 0-0, Away: 0-0, Neutral: 1-0		
Date	Location	W/L
3/9/07	Los Angeles, Calif.	W, 9-0

DARTMOUTH Overall: 1-1 (.500)

Home: 0-0, Away: 0-0, Neutral: 1-1		
Date	Location	W/L
3/1/08	Martin, Tenn.	W, 6-5
3/5/11	Fort Meyers, Fla.	L, 3-4

DAYTON Overall: 2-1 (.667)

Home: 0-0, Away: 0-0, Neutral: 2-1		
Date	Location	W/L
3/13/95	Orlando, Fla.	W, 7-2
3/16/95	Orlando, Fla.	L, 5-2
3/12/06	Kissimmee, Fla.	W, 5-1

DELAWARE Overall: 1-1 (.500)

Home: 0-0, Away: 0-0, Neutral: 1-1		
Date	Location	W/L
2/18/12	Fort Myers, Fla.	W, 9-1
2/9/13	Hammond, La.	L, 7-2

DELTA STATE Overall: 2-0 (1.000)

Home: 0-0, Away: 0-0, Neutral: 1-0, GST: 1-0		
Date	Location	W/L
1986	Columbus, Miss.	W, 11-8
1986	Florence, Ala.	W, 9-4

DETROIT Overall: 1-0 (1.000)

Home: 0-0, Away: 0-0, Neutral: 1-0		
Date	Location	W/L
3/5/13	Orlando, Fla.	W, 11-2

DRAKE Overall: 0-2 (.000)

Home: 0-0, Away: 0-0, Neutral: 0-2		
Date	Location	W/L
2/28/03	Cookeville, Tenn.	L, 2-0
2/24/13	Oxford, Miss.	L, 7-3

DREXEL Overall: 1-0 (1.000)

Home: 0-0, Away: 0-0, Neutral: 1-0		
Date	Location	W/L
2/26/05	Atlanta, Ga.	W, 7-1

EAST CAROLINA Overall: 0-1 (.000)

Home: 0-0, Away: 0-0, Neutral: 0-1		
Date	Location	W/L
3/17/00	Rock Hill, S.C.	L, 8-1

EAST TENNESSEE STATE Overall: 2-2 (.500)

Home: 1-0, Away: 0-0, Neutral: 0-2		
Date	Location	W/L
4/21/04	Martin, Tenn.	W, 3-2
3/27/10	Chattanooga, Tenn.	W, 5-2
2/26/11	Chattanooga, Tenn.	L, 5-4
2/25/12	Chattanooga, Tenn.	L, 5-1

EASTERN ILLINOIS Overall: 27-35 (.435)

Home: 15-14, Away: 11-6, Neutral: 0-4, OVCT: 1-7

Date	Location	W/L
3/25/97	Charleston, Ill.	W, 2-1
3/25/97	Charleston, Ill.	L, 6-5
4/27/97	Martin, Tenn.	W, 6-1
4/27/97	Martin, Tenn.	L, 10-5
5/4/97	Morehead, Ky.	L, 4-0
4/9/98	Charleston, Ill.	W, 8-5
4/11/98	Martin, Tenn.	W, 5-1
4/11/98	Martin, Tenn.	W, 4-1
5/2/98	Cape Girardeau, Mo.	L, 3-0
4/3/99	Charleston, Ill.	L, 3-0
4/3/99	Charleston, Ill.	L, 6-0
4/24/99	Martin, Tenn.	L, 24-0
4/24/99	Martin, Tenn.	L, 9-3
5/1/99	Martin, Tenn.	L, 13-3
4/9/00	Martin, Tenn.	L, 7-5
4/9/00	Martin, Tenn.	L, 7-6
4/9/00	Martin, Tenn.	L, 1-0
4/7/01	Charleston, Ill.	L, 9-1
4/7/01	Charleston, Ill.	W, 1-0
4/8/01	Charleston, Ill.	L, 4-0
4/6/02	Charleston, Ill.	L, 2-1
4/6/02	Charleston, Ill.	W, 7-3
4/7/02	Charleston, Ill.	W, 5-3
5/3/02	Richmond, Ky.	L, 6-1
5/4/02	Richmond, Ky.	L, 5-1
4/5/03	Martin, Tenn.	W, 3-2
4/5/03	Martin, Tenn.	W, 8-0
4/21/04	Martin, Tenn.	W, 9-2
4/21/04	Martin, Tenn.	W, 2-1
4/28/04	Charleston, Ill.	W, 3-2
5/7/05	Charleston, Ill.	W, 3-0
5/7/05	Charleston, Ill.	W, 2-1
5/8/05	Charleston, Ill.	W, 7-0
3/18/06	Martin, Tenn.	L, 4-2
3/18/06	Martin, Tenn.	W, 4-3
3/19/06	Martin, Tenn.	L, 4-0
4/15/07	Charleston, Ill.	W, 5-0
4/15/07	Charleston, Ill.	W, 4-3
3/29/08	Martin, Tenn.	L, 5-4 (10)
3/21/09	Charleston, Ill.	L, 2-1 (8)
3/21/09	Charleston, Ill.	L, 5-4
3/22/09	Charleston, Ill.	L, 2-1 (10)
4/17/10	Martin, Tenn.	W, 3-1
4/17/10	Martin, Tenn.	W, 4-1
4/18/10	Martin, Tenn.	W, 7-4
5/13/10	Martin, Tenn.	W, 3-2
4/16/11	Charleston, Ill.	L, 4-1
4/17/11	Charleston, Ill.	L, 2-1
4/17/11	Charleston, Ill.	L, 5-4
5/13/11	Charleston, Ill.	L, 9-3
4/28/12	Martin, Tenn.	W, 5-1
4/28/12	Martin, Tenn.	L, 9-4
4/29/12	Martin, Tenn.	W, 5-4
4/28/13	Martin, Tenn.	L, 2-1
4/28/13	Martin, Tenn.	W, 2-1
4/12/14	Charleston, Ill.	L, 1-0
4/12/14	Charleston, Ill.	L, 1-0
4/13/14	Charleston, Ill.	L, 4-0
5/7/14	Jacksonville, Ala.	L, 6-4
4/11/15	Martin, Tenn.	W, 8-4
4/11/15	Martin, Tenn.	L, 3-0
4/12/15	Martin, Tenn.	L, 4-2

EASTERN KENTUCKY Overall: 30-43 (.411)

Home: 16-18, Away: 14-24, Neutral: 3-1, OVCT: 5-2

Date	Location	W/L
4/10/93	Richmond, Ky.	L, 2-1
4/10/93	Richmond, Ky.	W, 6-2
4/10/93	Richmond, Ky.	L, 7-5
4/1/94	Martin, Tenn.	L, 3-1
4/1/94	Martin, Tenn.	W, 9-3
4/9/94	Richmond, Ky.	L, 5-2
4/9/94	Richmond, Ky.	W, 1-0
4/22/94	Clarksville, Tenn.	L, 4-0
4/8/95	Richmond, Ky.	L, 5-2
4/8/95	Richmond, Ky.	W, 2-1
4/22/95	Martin, Tenn.	L, 5-2
4/22/95	Martin, Tenn.	L, 5-3
4/14/96	Martin, Tenn.	W, 1-0
4/14/96	Martin, Tenn.	W, 4-3
4/27/96	Richmond, Ky.	L, 1-0 (9)
4/27/96	Richmond, Ky.	W, 3-2
3/29/97	Richmond, Ky.	L, 3-2
3/29/97	Richmond, Ky.	W, 5-2
4/14/97	Martin, Tenn.	W, 2-1 (8)

4/14/97	Martin, Tenn.	W, 5-4
5/4/97	Morehead, Ky.	W, 5-3
4/4/98	Martin, Tenn.	L, 6-2
4/4/98	Martin, Tenn.	L, 9-0
4/10/99	Richmond, Ky.	L, 8-0
4/10/99	Richmond, Ky.	L, 14-2
4/15/00	Richmond, Ky.	W, 2-1
4/15/00	Richmond, Ky.	L, 5-4
4/16/00	Richmond, Ky.	L, 5-1
4/14/01	Martin, Tenn.	L, 2-1
4/14/01	Martin, Tenn.	L, 3-0
4/15/01	Martin, Tenn.	L, 3-1
3/30/02	Richmond, Ky.	L, 3-2
3/30/02	Richmond, Ky.	L, 7-0
3/29/03	Martin, Tenn.	W, 2-1
3/29/03	Martin, Tenn.	W, 4-2
3/30/03	Martin, Tenn.	L, 4-2
4/17/04	Richmond, Ky.	W, 2-0
4/17/04	Richmond, Ky.	L, 4-3
4/18/04	Richmond, Ky.	L, 6-3
5/14/04	Richmond, Ky.	L, 8-0
5/15/04	Richmond, Ky.	W, 2-1
5/15/04	Richmond, Ky.	L, 4-3
4/16/05	Richmond, Ky.	L, 3-0
4/16/05	Richmond, Ky.	L, 7-4
4/17/05	Richmond, Ky.	W, 7-2
5/13/05	Jacksonville, Ala.	W, 8-0
4/22/06	Martin, Tenn.	W, 1-0
4/22/06	Martin, Tenn.	W, 1-0
4/23/06	Martin, Tenn.	W, 7-1
3/17/07	Richmond, Ky.	L, 4-3
3/17/07	Richmond, Ky.	L, 5-3
3/18/07	Richmond, Ky.	W, 4-0
5/10/07	Cookeville, Tenn.	W, 4-0
4/12/08	Martin, Tenn.	L, 16-5
4/12/08	Martin, Tenn.	L, 7-2
4/13/08	Martin, Tenn.	L, 1-0
5/2/09	Richmond, Ky.	W, 7-2
5/2/09	Richmond, Ky.	W, 5-0
5/3/09	Richmond, Ky.	L, 4-2
3/20/10	Martin, Tenn.	W, 4-2
3/20/10	Martin, Tenn.	W, 1-0
3/26/11	Richmond, Ky.	W, 8-7
3/26/11	Richmond, Ky.	L, 4-9
4/6/12	Martin, Tenn.	W, 4-2
4/6/12	Martin, Tenn.	W, 7-3
4/7/12	Martin, Tenn.	L, 7-2
4/21/13	Martin, Tenn.	L, 4-1
4/21/13	Martin, Tenn.	L, 5-3
5/11/13	Charleston, Ill.	W, 4-3
3/23/14	Richmond, Ky.	L, 5-0
3/23/14	Richmond, Ky.	L, 12-4
4/18/15	Martin, Tenn.	L, 4-1
4/18/15	Martin, Tenn.	L, 6-3

EVANSVILLE Overall: 13-13 (.500)

Home: 8-3, Away: 2-9, Neutral: 1-3		
Date	Location	W/L
3/24/94	Evansville, Ind.	L, 3-0
3/24/94	Evansville, Ind.	L, 10-2
4/13/94	Martin, Tenn.	W, 4-2
4/13/94	Martin, Tenn.	W, 4-0
3/21/95	Martin, Tenn.	L, 8-5
3/21/95	Martin, Tenn.	L, 5-4
3/26/99	Marietta, Ga.	L, 11-0
2/16/02	Oxford, Miss.	L, 1-0
2/17/02	Oxford, Miss.	L, 4-1
3/1/03	Evansville, Ind.	L, 5-4
2/22/06	Evansville, Ind.	L, 13-0
2/22/06	Evansville, Ind.	L, 4-2
4/2/08	Martin, Tenn.	L, 5-1
3/18/09	Evansville, Ind.	W, 5-1
3/18/09	Evansville, Ind.	L, 1-0
4/27/10	Martin, Tenn.	W, 7-2
4/27/10	Martin, Tenn.	W, 8-7 (8)
2/18/11	Mobile, Ala.	W, 5-1
3/17/11	Evansville, Ind.	L, 7-6
3/17/11	Evansville, Ind.	W, 7-3
4/3/13	Martin, Tenn.	W, 12-4
4/3/13	Martin, Tenn.	W, 9-7
4/2/14	Evansville, Ind.	W, 3-0
4/2/14	Evansville, Ind.	W, 5-2
3/18/15	Martin, Tenn.	W, 14-11
3/18/15	Martin, Tenn.	W, 5-1

FAIRFIELD Overall: 4-2 (.667)

Home: 0-0, Away: 0-0, Neutral: 4-2		
Date	Location	W/L
3/15/96	Orlando, Fla.	W, 7-6
3/10/97	Orlando, Fla.	L, 7-1
3/13/97	Orlando, Fla.	W, 2-1
3/15/98	Orlando, Fla.	W, 6-2
3/18/04	Kissimmee, Fla.	W, 15-14
3/19/04	Kissimmee, Fla.	L, 7-2

FAIRLEIGH DICKINSON Overall: 3-0 (1.000)

Home: 0-0, Away: 0-0, Neutral:2-0		
Date	Location	W/L
3/14/04	Kissimmee, Fla.	W, 5-3
3/15/06	Kissimmee, Fla.	W, 3-0
3/16/10	Kissimmee, Fla.	W, 9-0

3/10/95 Troy, Ala. W, 2-1
3/11/95 Troy, Ala. L, 3-2

FLORIDA A&M Overall: 1-0 (1.000)
Home: 0-0, Away: 0-0, Neutral: 1-0
Date Location W/L
3/8/09 Atlanta, Ga. W, 3-1

FLORIDA ATLANTIC Overall: 1-0 (1.000)
Home: 0-0, Away: 0-0, Neutral: 1-0
Date Location W/L
3/17/95 Orlando, Fla. W, 10-4

FLORIDA GULF COAST Overall: 1-1 (.500)
Home: 0-0, Away: 1-1, Neutral: 0-0
Date Location W/L
3/4/11 Fort Myers, Fla. W, 1-0
2/17/12 Fort Myers, Fla. L, 6-0

FURMAN Overall: 1-0 (1.000)
Home: 0-0, Away: 0-0, Neutral: 1-0
Date Location W/L
4/18/98 Knoxville, Tenn. W, 4-0

GEORGE MASON Overall: 1-1 (.500)
Home: 0-0, Away: 0-0, Neutral: 1-1
Date Location W/L
3/12/02 Winter Park, Fla. L, 6-3
3/12/03 Osceola, Fla. W, 4-2

GEORGE WASHINGTON Overall: 1-0 (1.000)
Home: 0-0, Away: 0-0, Neutral: 1-0
Date Location W/L
3/14/06 Kissimmee, Fla. W, 2-1

GEORGETOWN Overall: 1-0 (1.000)
Home: 0-0, Away: 0-0, Neutral: 1-0
Date Location W/L
2/26/10 Chattanooga, Tenn. W, 9-1 (5)

GEORGIA Overall: 0-3 (.000)
Home: 0-0, Away: 0-2, Neutral: 0-1
Date Location W/L
3/1/02 Atlanta, Ga. L, 6-1
4/2/11 Athens, Ga. L, 6-1
4/3/11 Athens, Ga. L, 6-0

GEORGIA STATE Overall: 2-3 (.400)
Home: 0-0, Away: 2-3, Neutral: 0-0
Date Location W/L
3/31/95 Atlanta, Ga. L, 15-0
2/26/05 Atlanta, Ga. W, 2-0
2/9/08 Atlanta, Ga. L, 4-3
2/10/08 Atlanta, Ga. L, 6-0 (8)
2/15/14 Atlanta, Ga. W, 9-7

GEORGIA TECH Overall: 1-7 (.125)
Home: 0-0, Away: 0-5, Neutral: 1-2
Date Location W/L
3/29/96 Marietta, Ga. W, 1-0 (9)
3/23/01 Atlanta, Ga. L, 3-0
2/10/08 Atlanta, Ga. L, 2-0
3/10/09 Atlanta, Ga. L, 2-1
3/10/09 Atlanta, Ga. L, 7-5
3/3/12 Atlanta, Ga. L, 8-6 (8)
5/19/12 Tuscaloosa, Ala. L, 9-1
2/16/14 Atlanta, Ga. L, 8-5

GRAMBLING Overall: 1-0 (1.000)
Home: 0-0, Away: 0-3, Neutral: 1-0
Date Location W/L
2/19/10 Hammond, La. W, 9-0 (5)

HOLY CROSS Overall: 1-0 (1.000)
Home: 0-0, Away: 0-0, Neutral: 1-0
Date Location W/L
3/4/13 Orlando, Fla. W, 5-0

HOUSTON BAPTIST Overall: 2-0 (1.000)
Home: 0-0, Away: 0-0, Neutral: 2-0
Date Location W/L
2/21/09 Dallas, Texas W, 9-3
2/8/14 Ruston, La. W, 4-2

HUNTINGDON Overall: 0-1 (.000)
Home: 0-0, Away: 0-0, Neutral: 0-1
Date Location W/L
3/20/92 Jacksonville, Ala. L

ILLINOIS Overall: 1-0 (1.000)
Home: 0-0, Away: 0-0, Neutral: 1-0
Date Location W/L
2/13/15 Starkville, Miss. W, 6-5

ILLINOIS CHICAGO Overall: 0-2 (.000)
Home: 0-0, Away: 0-0, Neutral: 0-2
Date Location W/L
3/24/01 Atlanta, Ga. L, 9-2
3/2/07 Chattanooga, Tenn. L, 1-0

ILLINOIS STATE Overall: 0-1 (.000)
Home: 0-0, Away: 0-0, Neutral: 0-1
Date Location W/L
2/12/05 Oxford, Miss. L, 9-0

INDIANA Overall: 3-1 (.750)
Home: 0-0, Away: 0-0, Neutral: 2-2
Date Location W/L
3/5/05 Bowling Green, Ky. W, 2-1
3/6/05 Bowling Green, Ky. W, 4-3
3/3/06 Chattanooga, Tenn. L, 5-2
3/15/14 Atlanta, Ga. W, 7-1

INDIANA STATE Overall: 2-7 (.222)
Home: 1-3, Away: 0-0, Neutral: 1-4
Date Location W/L
3/9/01 Columbia, Mo. L, 2-1
3/11/01 Columbia, Mo. L, 11-3
2/23/02 Martin, Tenn. W, 3-1
2/24/02 Martin, Tenn. W, 5-1
2/15/03 Oxford, Miss. L, 3-0
2/14/04 Oxford, Miss. L, 3-2
2/22/04 Martin, Tenn. L, 6-2
2/19/05 Martin, Tenn. L, 5-2
3/1/08 Martin, Tenn. W, 3-1

IONA UNIVERSITY Overall: 1-0 (1.000)
Home: 0-0, Away: 0-0, Neutral: 1-0
Date Location W/L
3/18/04 Kissimmee, Fla. W, 9-0

IOWA STATE Overall: 2-1 (.666)
Home: 0-0, Away: 0-2, Neutral: 1-0
Date Location W/L
3/10/01 Columbia, Mo. L, 5-0
3/11/01 Columbia, Mo. L, 8-4
3/6/04 Louisville, Ky. W, 5-4

IPFW Overall: 3-0 (1.000)
Home: 1-0, Away: 0-0, Neutral: 2-0
Date Location W/L
3/13/03 Osceola, Fla. W, 11-1
2/21/04 Martin, Tenn. W, 1-0
2/8/08 Osceola, Fla. W, 9-0

IUPUI Overall: 1-1 (.500)
Home: 0-0, Away: 0-0, Neutral: 1-1
Date Location W/L
3/16/99 Orlando, Fla. L, 6-5
2/26/11 Chattanooga, Tenn. W, 6-0

JACKSON STATE Overall: 3-2 (.600)
Home: 0-0, Away: 0-0, Neutral: 3-2
Date Location W/L
2/11/06 Hammond, La. W, 15-9
2/14/09 Hammond, La. W, 12-1
2/20/10 Hammond, La. W, 6-4
2/12/11 Hammond, La. L, 4-2
2/9/14 Ruston, Ka. L, 4-2

JACKSONVILLE STATE Overall: 13-38 (.255)
Home: 2-13, Away: 6-22, Neutral: 3-2, OVCT: 3-5
Date Location W/L
3/21/92 Jacksonville, Ala. L
3/28/92 Florence, Ala. W
4/18/92 Columbus, Miss. W
3/20/93 Jacksonville, Ala. W, 1-0
3/12/94 Jacksonville, Ala. L, 2-1
4/20/96 Jacksonville, Ala. L, 4-0
3/1/99 Jacksonville, Ala. L, 7-2
3/1/99 Jacksonville, Ala. L, 11-3
3/19/99 Orlando, Fla. L, 6-1
4/9/04 Jacksonville, Ala. L, 10-2
4/9/04 Jacksonville, Ala. W, 8-6
4/10/04 Jacksonville, Ala. W, 6-3
5/15/04 Richmond, Ky. W, 5-2
4/23/05 Martin, Tenn. L, 11-2
4/23/05 Martin, Tenn. L, 8-0
4/24/05 Martin, Tenn. L, 5-4
5/12/05 Jacksonville, Ala. L, 11-4
4/29/06 Jacksonville, Ala. L, 6-4
4/29/06 Jacksonville, Ala. L, 4-1
4/30/06 Jacksonville, Ala. L, 3-2
5/12/06 Cookeville, Tenn. L, 9-2
4/28/07 Martin, Tenn. L, 7-4
4/28/07 Martin, Tenn. L, 6-3
4/29/07 Martin, Tenn. L, 7-3
3/21/08 Jacksonville, Ala. L, 5-2
3/21/08 Jacksonville, Ala. L, 8-0
3/22/08 Jacksonville, Ala. L, 6-3
3/29/09 Martin, Tenn. L, 6-3
3/29/09 Martin, Tenn. L, 7-1
5/8/09 Martin, Tenn. W, 2-0
4/2/10 Jacksonville, Ala. L, 7-5
4/2/10 Jacksonville, Ala. L, 10-5 (5)
4/3/10 Jacksonville, Ala. W, 9-6
5/14/10 Martin, Tenn. L, 5-4
5/15/10 Martin, Tenn. L, 10-1 (5)
4/22/11 Martin, Tenn. W, 3-1
4/22/11 Martin, Tenn. L, 9-1
4/22/11 Martin, Tenn. W, 8-0
5/5/12 Jacksonville, Ala. W, 4-1
5/5/12 Jacksonville, Ala. L, 6-3
5/6/12 Jacksonville, Ala. L, 10-2 (5)
4/7/13 Jacksonville, Ala. L, 7-6 (10)
4/7/13 Jacksonville, Ala. W, 7-6
5/12/13 Charleston, Ill. L, 2-0
4/19/14 Martin, Tenn. L, 3-0
4/19/14 Martin, Tenn. L, 7-5
3/21/15 Jacksonville, Ala. L, 3-2

3/21/15 Jacksonville, Ala. L, 9-1

KANSAS Overall: 1-0 (1.000)
Home: 0-0, Away: 0-0, Neutral: 1-0
Date Location W/L
2/10/12 Hammond, La. W, 6-4

KENNESAW STATE Overall: 1-2 (.333)
Home: 0-0, Away: 1-0, Neutral: 0-2
Date Location W/L
3/5/10 Atlanta, Ga. L, 5-3
3/2/12 Atlanta, Ga. L, 2-1
2/17/13 Atlanta, Ga. W, 5-4

KENT STATE Overall: 0-1 (.000)
Home: 0-0, Away: 0-0, Neutral: 0-1
Date Location W/L
3/6/04 Louisville, Ky. L, 9-5

KENTUCKY WESLEYAN Overall: 0-4 (.000)
Home: 0-2, Away: 0-2, Neutral: 0-0
Date Location W/L
4/4/92 Owensboro, Ky. L
4/15/92 Martin, Tenn. L
4/15/92 Martin, Tenn. L
3/10/93 Owensboro, Ky. L, 5-4

LAFAYETTE Overall: 1-0 (1.000)
Home: 0-0, Away: 0-0, Neutral: 1-0
Date Location W/L
3/14/04 Kissimmee, Fla. W, 7-0

LAMAR Overall: 1-0 (1.000)
Home: 0-0, Away: 0-0, Neutral: 1-0
Date Location W/L
2/13/15 Starkville, Miss. W, 4-1

LAMBUTH Overall: 3-1 (.750)
Home: 2-0, Away: 1-1, Neutral: 0-0
Date Location W/L
3/12/93 Jackson, Tenn. W, 4-2
3/12/93 Jackson, Tenn. L, 5-1
4/13/93 Martin, Tenn. W, 1-0
4/13/93 Martin, Tenn. W, 5-4

LIPSCOMB Overall: 4-8 (.333)
Home: 2-6, Away: 1-1, Neutral: 1-1
Date Location W/L
3/6/01 Martin, Tenn. L, 6-1
3/6/01 Martin, Tenn. L, 4-2
2/19/02 Nashville, Tenn. W, 4-0
2/19/02 Nashville, Tenn. L, 10-2
2/23/02 Martin, Tenn. W, 3-1
2/24/02 Martin, Tenn. L, 6-4
4/18/02 Martin, Tenn. L, 11-4
4/18/02 Martin, Tenn. L, 2-0
3/27/03 Martin, Tenn. L, 5-1
3/27/03 Martin, Tenn. W, 6-4
2/25/06 Murfreesboro, Tenn. L, 8-3
2/9/08 Atlanta, Ga. W, 4-3

LIBERTY Overall: 0-1 (.000)
Home: 0-0, Away: 0-0, Neutral: 0-1
Date Location W/L
2/28/99 Chattanooga, Tenn. L, 5-0

LIVINGSTON Overall: 3-3 (.500)
Home: 0-0, Away: 0-0, Neutral: 3-2, GSCT: 1-0
Date Location W/L
1986 Columbus, Miss. W, 9-3
1987 Florence, Ala. L, 12-1
1987 Columbus, Miss. L, 6-5
1987 Martin, Tenn. W, 10-2
4/4/92 Owensboro, Ky. W
4/18/92 Columbus, Miss. L

LOUISIANA LAFAYETTE Overall: 1-1 (.500)
Home: 0-0, Away: 0-0, Neutral: 1-1
Date Location W/L
2/24/07 Natchitoches, La. L, 5-0
2/25/07 Natchitoches, La. L, 9-1

LOUISIANA MONROE Overall: 1-1 (.500)
Home: 0-0, Away: 0-0, Neutral: 1-1
Date Location W/L
2/12/05 Oxford, Miss. L, 4-3
2/10/07 Hammonds, La. (No. 23) W, 5-4

LOUISIANA TECH Overall: 1-3 (.250)
Home: 0-0, Away: 0-1, Neutral: 1-2
Date Location W/L
2/23/97 Monroe, La. L, 10-1
2/8/13 Hammond, La. W, 7-2 (8)
2/7/14 Ruston, La. L, 8-3
2/14/15 Starkville, Miss. L, 7-3

LOUISVILLE Overall: 0-3 (.000)
Home: 0-0, Away: 0-3, Neutral: 0-0
Date Location W/L
3/3/01 Louisville, Ky. L, 8-0
3/3/01 Louisville, Ky. L, 3-2
3/7/04 Louisville, Ky. L, 12-2

Home: 1-1, Away: 4-5, Neutral: 2-1-1, GST: 0-1

Date	Location	W/L
1986	Martin, Tenn.	W, 2-1
1986	Martin, Tenn.	L, 17-4
1986	Florence, Ala.	L, 4-3
1986	Florence, Ala.	W, 8-1
1986	Columbus, Miss.	W, 4-1
1986	Florence, Ala.	L, 12-6
1987	Florence, Ala.	L, 8-1
1987	Florence, Ala.	L, 1-0
1987	Florence, Ala.	L, 5-4
3/3/92	Florence, Ala.	W
3/3/92	Florence, Ala.	W
3/21/92	Jacksonville, Ala.	L
3/27/92	Florence, Ala.	W
3/19/93	Jacksonville, Ala.	L, 6-3
2/26/97	Monroe, La.	W, 8-2
2/26/97	Monroe, La.	T, 2-2

NORTH CAROLINA Overall: 0-1 (.000)

Home: 0-0, Away: 0-0, Neutral: 0-1		
Date	Location	W/L
3/29/96	Marietta, Ga.	L, 5-1

UNC GREENSBORO Overall: 1-0 (1.000)

Home: 0-0, Away: 0-0, Neutral: 1-0		
Date	Location	W/L
3/2/12	Atlanta, Ga.	W, 3-2

UNC WILMINGTON Overall: 0-1 (.000)

Home: 0-0, Away: 0-0, Neutral: 0-1		
Date	Location	W/L
3/12/97	Orlando, Fla.	L, 4-0

NORTH DAKOTA STATE Overall: 0-1 (.000)

Home: 0-0, Away: 0-0, Neutral: 0-1		
Date	Location	W/L
2/14/09	Hammond, La.	L, 5-1 (8)

NORTH FLORIDA Overall: 0-1 (.000)

Home: 0-0, Away: 0-0, Neutral: 0-1		
Date	Location	W/L
3/3/06	Chattanooga, Tenn.	L, 8-7

NORTHEAST ILLINOIS Overall: 2-3 (.400)

Home: 2-3, Away: 0-0, Neutral: 0-0		
Date	Location	W/L
3/20/95	Martin, Tenn.	W, 4-1
3/20/95	Martin, Tenn.	L, 17-1
3/21/96	Martin, Tenn.	W, 3-1
3/21/96	Martin, Tenn.	L, 9-7
3/8/98	Martin, Tenn.	L, 6-4

NORTHEAST MISSOURI STATE Overall: 0-1 (.000)

Home: 0-0, Away: 0-0, Neutral: 0-1		
Date	Location	W/L
3/18/94	Edwardsville, Ill,	L, 10-3

NORTHERN COLORADO Overall: 2-1 (.667)

Home: 0-0, Away: 0-0, Neutral: 2-1		
Date	Location	W/L
2/12/06	Hammond, La.	W, 7-2
2/11/12	Hammond, La.	L, 8-6
2/22/14	Oxford, Miss.	W, 1-0

NORTHERN ILLINOIS Overall: 0-3 (.000)

Home: 0-0, Away: 0-0, Neutral: 0-3		
Date	Location	W/L
2/23/97	Monroe, La.	L, 10-1
3/2/03	Evansville, Ind.	L, 8-7
2/11/12	Hammond, La.	L, 7-5

NORTHERN IOWA Overall: 1-4 (.200)

Home: 0-0, Away: 0-0, Neutral: 1-4		
Date	Location	W/L
3/7/98	Cape Girardeau, Mo.	L, 21-3
3/7/98	Cape Girardeau, Mo.	L, 14-2
3/28/98	Carbondale, Ill.	L, 9-3
3/2/08	Martin, Tenn.	L, 10-2
2/25/11	Chattanooga, Tenn.	W, 2-0

NORTH RIDGE Overall: 1-1 (.500)

Home: 0-0, Away: 1-1, Neutral: 0-0		
Date	Location	W/L
3/12/07	Northridge, Calif.	W, 5-3
3/12/07	Northridge, Calif.	L, 2-0

NORTH TEXAS Overall: 1-0 (1.000)

Home: 0-0, Away: 0-0, Neutral: 1-0		
Date	Location	W/L
2/28/04	Chattanooga, Tenn.	W, 5-1

NORTHWESTERN STATE Overall: 1-1 (.500)

Home: 0-0, Away: 1-1, Neutral: 0-0		
Date	Location	W/L
2/23/07	Natchitoches, La.	L, 4-2
2/25/07	Natchitoches, La.	W, 7-5

NOTRE DAME Overall: 0-1 (.000)

Home: 0-0, Away: 0-0, Neutral: 0-1		
Date	Location	W/L
2/26/99	Chattanooga, Tenn.	L, 8-0

OAKLAND UNIVERSITY Overall: 4-0 (1.000)

Home: 1-0, Away: 0-0, Neutral: 3-0

Date	Location	W/L
4/4/92	Owensboro, Ky.	W
2/22/04	Martin, Tenn.	W, 9-8
3/4/07	Chattanooga, Tenn.	W, 7-4
2/27/10	Chattanooga, Tenn.	W, 7-0

OHIO STATE Overall: 1-0 (1.000)

Home: 0-0, Away: 0-0, Neutral: 1-0		
Date	Location	W/L
2/19/11	Mobile, Ala.	W, 7-6

OLE MISS Overall: 3-8 (.272)

Home: 2-0, Away: 0-3, Neutral: 1-5		
Date	Location	W/L
2/10/01	Oxford, Miss.	L, 2-1
2/11/01	Oxford, Miss.	L, 11-3
2/16/02	Oxford, Miss.	L, 6-2
3/26/03	Martin, Tenn.	L, 7-1
3/26/03	Martin, Tenn.	L, 2-1
3/6/10	Atlanta, Ga.	W, 7-6 (9)
2/23/13	Oxford, Miss.	L, 9-8 (8)
3/13/13	Martin, Tenn.	W, 1-0
2/23/14	Oxford, Miss.	L, 3-2
3/25/14	Martin, Tenn.	W, 3-2
3/31/15	Oxford, Miss.	L, 6-4

OMAHA Overall: 1-0 (1.000)

Home: 0-0, Away: 0-0, Neutral: 1-0		
Date	Location	W/L
2/6/15	Hammond, La.	W, 7-3

PENNSYLVANIA Overall: 3-2 (.600)

Home: 0-0, Away: 0-0, Neutral: 3-2		
Date	Location	W/L
3/15/02	Winter Park, Fla.	W, 13-2
3/9/08	Orlando, Fla.	L, 4-1
3/11/08	Orlando, Fla.	L, 6-4
3/7/13	Orlando, Fla.	W, 1-0
3/7/13	Orlando, Fla.	W, 5-2

PRINCETON Overall: 1-0 (1.000)

Home: 0-0, Away: 0-0, Neutral: 1-0		
Date	Location	W/L
3/1/14	Orlando, Fla.	W, 4-0

PROVIDENCE Overall: 1-2 (.333)

Home: 0-0, Away: 0-0, Neutral: 1-2		
Date	Location	W/L
3/14/96	Orlando, Fla.	L, 4-3 (8)
3/9/97	Orlando, Fla.	L, 3-0
3/17/00	Rock Hill, S.C.	W, 3-2

PURDUE Overall: 0-2 (.000)

Home: 0-0, Away: 0-0, Neutral: 0-2		
Date	Location	W/L
5/16/09	Louisville, Ky.	L, 6-2
2/24/12	Chattanooga, Tenn.	L, 12-5

QUINCY Overall: 0-1 (.000)

Home: 0-0, Away: 0-0, Neutral: 0-1		
Date	Location	W/L
3/18/94	Edwardsville, Ill,	L, 2-1

RADFORD Overall: 1-0 (1.000)

Home: 0-0, Away: 0-0, Neutral: 1-0		
Date	Location	W/L
3/27/09	Chattanooga, Tenn.	W, 9-1

RHODE ISLAND Overall: 4-0 (1.000)

Home: 0-0, Away: 0-0, Neutral: 4-0		
Date	Location	W/L
3/9/97	Orlando, Fla.	W, 6-0
3/18/99	Orlando, Fla.	W, 3-2
3/10/03	Osceola, Fla.	W, 1-0
2/27/09	Chattanooga, Tenn.	W, 2-1

RIDER Overall: 1-1 (.500)

Home: 0-0, Away: 1-0, Neutral: 0-1		
Date	Location	W/L
3/15/99	Orlando, Fla.	L, 2-1
3/13/05	Kissimmee, Fla.	W, 5-0

SACRED HEART Overall: 1-1 (.500)

Home: 0-0, Away: 0-0, Neutral: 1-1		
Date	Location	W/L
3/8/08	Osceola, Fla.	L, 4-3
3/4/13	Orlando, Fla.	W, 1-0

SAINT AUGUSTINE Overall: 1-0 (1.000)

Home: 0-0, Away: 0-0, Neutral: 1-0		
Date	Location	W/L
3/19/93	Jacksonville, Ala.	W, 3-0

SAINT FRANCIS Overall: 2-0 (1.000)

Home: 0-0, Away: 0-0, Neutral: 2-0		
Date	Location	W/L
3/5/11	Fort Meyers, Fla.	W, 5-2
3/5/13	Orlando, Fla.	W, 2-0

SAINT JOHNS Overall: 0-1

Home: 0-0, Away: 0-0, Neutral: 0-1		
Date	Location	W/L
3/6/11	Fort Meyers, Fla.	L, 9-7

SAINT JOSEPH Overall: 1-0 (1.000)

Home: 0-0, Away: 0-0, Neutral: 1-0

Date	Location	W/L
3/10/03	Osceola, Fla.	W, 1-0

SAINT LOUIS Overall: 20-21 (.489)

Home: 10-8, Away: 3-10, Neutral: 5-3

Date	Location	W/L
3/16/95	Orlando, Fla.	W, 8-2
4/26/97	Martin, Tenn.	W, 6-0
4/26/97	Martin, Tenn.	W, 1-0
3/27/98	Carbondale, Ill.	W, 6-1
3/29/98	St. Louis, Mo.	W, 8-1
3/29/98	St. Louis, Mo.	W, 10-3
4/22/98	Martin, Tenn.	W, 9-0
4/22/98	Martin, Tenn.	W, 3-2
3/1/01	Martin, Tenn.	L, 4-3
3/1/01	Martin, Tenn.	L, 3-2
3/2/01	Louisville, Ky.	L, 6-0
3/20/01	St. Louis, Mo.	L, 2-1
3/20/01	St. Louis, Mo.	L, 7-1
2/23/02	Martin, Tenn.	L, 4-0
4/9/02	Martin, Tenn.	L, 2-1
4/9/02	Martin, Tenn.	L, 5-1
4/29/02	St. Louis, Mo.	L, 3-0
4/29/02	St. Louis, Mo.	L, 3-2
4/1/03	Martin, Tenn.	L, 1-0
4/1/03	Martin, Tenn.	L, 5-4
4/9/03	St. Louis, Mo.	L, 4-1
4/9/03	St. Louis, Mo.	L, 2-0
2/21/04	Martin, Tenn.	W, 2-1
4/6/04	St. Louis, Mo.	L, 5-4
4/6/04	St. Louis, Mo.	L, 9-8
4/19/05	St. Louis, Mo.	L, 1-0
4/19/05	St. Louis, Mo.	L, 3-2
4/12/06	Martin, Tenn.	W, 3-0
4/12/06	Martin, Tenn.	W, 1-0
5/2/06	St. Louis, Mo.	W, 6-2
4/4/07	Martin, Tenn.	W, 3-1
4/4/07	Martin, Tenn.	W, 3-0
2/16/08	Hammond, La.	W, 4-3
2/20/10	Hammond, La.	W, 9-0 (5)
2/23/11	Hammond, La.	W, 11-3
2/17/12	Fort Myers, Fla.	W, 3-0
2/9/13	Hammond, La.	W, 3-2
2/22/14	Oxford, Miss.	L, 2-1
3/11/14	Martin, Tenn.	W, 7-2
3/11/14	Martin, Tenn.	L, 4-3
3/1/15	Hammond, La.	L, 4-2

SAINT PETERS Overall: 1-0 (1.000)

Home: 9-7, Away: 3-10, Neutral: 2-1		
Date	Location	W/L
3/15/10	Kissimmee, Fla.	W, 14-5 (5)

SAINT XAVIER Overall: 0-1 (.000)

Home: 0-0, Away: 0-0, Neutral: 0-1		
Date	Location	W/L
3/15/96	Orlando, Fla.	L, 2-1

SAMFORD Overall: 6-7 (.462)

Home: 4-2, Away: 2-4, Neutral: 0-1, OVCT: 0-1		
Date	Location	W/L
3/27/04	Martin, Tenn.	W, 6-0
3/27/04	Martin, Tenn.	L, 1-0
3/28/04	Martin, Tenn.	W, 3-0
5/2/05	Birmingham, Ala.	L, 1-0
5/2/05	Birmingham, Ala.	W, 4-0
5/3/05	Birmingham, Ala.	L, 3-2
5/6/06	Martin, Tenn.	W, 5-2
5/6/06	Martin, Tenn.	W, 2-0
5/7/06	Martin, Tenn.	L, 3-1
4/6/07	Birmingham, Ala.	L, 3-1
4/6/07	Birmingham, Ala.	L, 5-3
4/7/07	Birmingham, Ala.	W, 7-2
5/11/07	Cookeville, Tenn.	L, 4-1
5/3/08	Martin, Tenn.	L, 5-3
5/3/08	Martin, Tenn.	L, 2-1
5/4/08	Martin, Tenn.	L, 2-1

SAN DIEGO Overall: 1-1 (.500)

Home: 0-0, Away: 1-1, Neutral: 0-0		
Date	Location	W/L
3/11/07	San Diego, Calif.	L, 5-3
3/11/07	San Diego, Calif.	L, 4-3

SIUE Overall: 10-11 (.476)

Home: 4-4, Away: 3-6, Neutral: 1-2, OVCT: 1-0		
Date	Location	W/L
1986	Martin, Tenn.	L, 3-2
1986	Martin, Tenn.	L, 19-2
1986	Cape Girardeau, Mo.	L, 10-0
3/19/94	Edwardsville, Ill.	L, 8-5
4/18/09	Martin, Tenn.	L, 3-0
4/18/09	Martin, Tenn.	W, 5-2
4/30/11	Edwardsville, Ill.	L, 10-2
4/30/11	Edwardsville, Ill.	W, 3-2
5/1/11	Edwardsville, Ill.	W, 2-1
5/13/11	Charleston, Ill.	W, 2-0
3/10/12	Martin, Tenn.	W, 9-3
3/10/12	Martin, Tenn.	W, 7-6
3/11/12	Martin, Tenn.	W, 4-3
3/16/13	Edwardsville, Ill.	L, 8-6
3/16/13	Edwardsville, Ill.	W, 7-4
5/11/13	Charleston, Ill.	W, 7-1
3/30/14	Martin, Tenn.	L, 7-2
3/30/14	Martin, Tenn.	W, 9-2

2016 UT MARTIN SOFTBALL GUIDE

4/25/15	Edwardsville, Ill.	L, 5-3
4/26/15	Edwardsville, Ill.	L, 3-0
4/26/15	Edwardsville, Ill.	L, 3-2

SOUTH DAKOTA

Overall: 0-1 (.000)

Home: 0-0, Away: 0-0, Neutral: 0-1

Date	Location	W/L
3/8/13	Orlando, Fla.	L, 5-2

SOUTHEASTERN LOUISIANA Overall: 5-4 (.555)

Home: 0-0, Away: 5-3, Neutral: 0-1

Date	Location	W/L
2/11/06	Hammond, La.	W, 5-2
2/10/07	Hammond, La.	L, 4-2
2/15/09	Hammond, La.	W, 3-1
2/21/10	Hammond, La.	W, 8-3
2/12/11	Hammond, La.	L, 4-2
2/12/11	Mobile, Ala.	L, 7-5
2/8/13	Hammond, La.	L, 2-0
2/7/15	Hammond, La.	W, 6-1
2/27/15	Hammond, La.	W, 6-0

SOUTHEAST MISSOURI Overall: 38-52 (.422)

Home: 14-22, Away: 18-24, Neutral: 4-6, OVCT: 5-5

Date	Location	W/L
1986	Martin, Tenn.	L, 11-0
1986	Martin, Tenn.	L, 10-3
1986	Cape Girardeau, Mo.	L, 7-0
1986	Cape Girardeau, Mo.	L, 10-5
3/24/92	Martin, Tenn.	W
3/24/92	Martin, Tenn.	L
4/14/92	Cape Girardeau, Mo.	W
4/14/92	Cape Girardeau, Mo.	L
4/24/92	Cape Girardeau, Mo.	L, 5-0
3/29/93	Martin, Tenn.	L, 6-0
4/20/93	Cape Girardeau, Mo.	L, 3-2
4/20/93	Cape Girardeau, Mo.	L, 4-3
3/22/94	Martin, Tenn.	L, 8-0
3/22/94	Martin, Tenn.	W, 6-5
4/19/94	Cape Girardeau, Mo.	L, 2-0
4/19/94	Cape Girardeau, Mo.	W, 2-0
3/22/95	Martin, Tenn.	L, 3-0
3/22/95	Martin, Tenn.	L, 2-1
4/25/95	Cape Girardeau, Mo.	W, 6-4
4/25/95	Cape Girardeau, Mo.	L, 3-1
3/10/96	Orlando, Fla.	L, 5-0
4/10/96	Martin, Tenn.	L, 5-3
4/10/96	Martin, Tenn.	L, 7-0
4/16/96	Cape Girardeau, Mo.	L, 7-0
4/16/96	Cape Girardeau, Mo.	L, 11-1
5/4/96	Murfreesboro, Tenn.	L, 1-0
3/26/97	Cape Girardeau, Mo.	L, 4-0
3/26/97	Cape Girardeau, Mo.	L, 7-2
5/3/97	Morehead, Ky.	L, 2-1
3/28/98	Carbondale, Ill.	L, 2-0
4/14/98	Martin, Tenn.	L, 8-0
4/14/98	Martin, Tenn.	W, 2-0
4/6/99	Martin, Tenn.	L, 8-0
4/6/99	Martin, Tenn.	L, 12-5
5/1/99	Martin, Tenn.	L, 5-0
4/11/00	Cape Girardeau, Mo.	W, 3-0
4/11/00	Cape Girardeau, Mo.	L, 4-0
5/2/00	Martin, Tenn.	L, 8-2
5/2/00	Martin, Tenn.	L, 1-0
4/10/01	Cape Girardeau, Mo.	L, 2-0
4/10/01	Cape Girardeau, Mo.	L, 11-3
4/25/01	Martin, Tenn.	L, 3-2
4/25/01	Martin, Tenn.	L, 5-2
4/16/02	Martin, Tenn.	L, 3-2
4/16/02	Martin, Tenn.	W, 2-1
4/27/02	Cape Girardeau, Mo.	W, 5-1
4/27/02	Cape Girardeau, Mo.	L, 5-1
5/4/02	Richmond, Ky.	W, 4-1
4/26/03	Cape Girardeau, Mo.	L, 3-0
4/26/03	Cape Girardeau, Mo.	L, 5-4
4/27/03	Cape Girardeau, Mo.	W, 5-1
4/27/04	Cape Girardeau, Mo.	L, 5-4
4/27/04	Cape Girardeau, Mo.	W, 3-2
5/13/04	Richmond, Ky.	W, 9-6
3/19/05	Martin, Tenn.	W, 5-2
3/19/05	Martin, Tenn.	W, 2-0
3/20/05	Martin, Tenn.	L, 6-3
5/12/05	Jacksonville, Ala.	W, 3-2
5/13/05	Jacksonville, Ala.	L, 4-1
3/25/06	Cape Girardeau, Mo.	W, 2-1
3/25/06	Cape Girardeau, Mo.	L, 2-1
3/26/06	Cape Girardeau, Mo.	L, 3-1
5/11/06	Cookeville, Tenn.	L, 3-0
4/21/07	Martin, Tenn.	L, 3-1
4/21/07	Martin, Tenn.	W, 4-2
4/22/07	Martin, Tenn.	L, 6-5
4/26/08	Cape Girardeau, Mo.	L, 6-5
4/26/08	Cape Girardeau, Mo.	W, 5-2
4/27/08	Cape Girardeau, Mo.	W, 7-5
4/10/09	Martin, Tenn.	W, 2-1
4/10/09	Martin, Tenn.	W, 8-2
4/11/09	Cape Girardeau, Mo.	L, 4-3
5/9/09	Jacksonville, Ala.	W, 3-2 (8)
5/9/09	Jacksonville, Ala.	W, 4-1
5/1/10	Cape Girardeau, Mo.	W, 4-3 (8)
5/1/10	Cape Girardeau, Mo.	W, 5-1
5/2/10	Cape Girardeau, Mo.	W, 3-1
3/30/11	Cape Girardeau, Mo.	L, 5-4
3/30/11	Cape Girardeau, Mo.	W, 7-1
4/7/11	Martin, Tenn.	W, 7-2

3/21/12	Martin, Tenn.	W, 5-4 (9)
3/21/12	Martin, Tenn.	W, 2-1
3/29/12	Cape Girardeau, Mo.	W, 3-2
5/4/13	Cape Girardeau, Mo.	W, 11-9
5/4/13	Cape Girardeau, Mo.	W, 14-5
4/26/14	Martin, Tenn.	W, 6-1
4/26/14	Martin, Tenn.	W, 12-6
2/28/15	Hammond, La.	W, 2-1 (8)
3/17/15	Cape Girardeau, Mo.	L, 9-6
3/17/15	Cape Girardeau, Mo.	W, 6-3 (8)

SOUTHERN

Home: 0-0, Away: 0-0, Neutral: 4-1

Overall: 4-1 (.800)

Date	Location	W/L
2/11/06	Hammond, La.	W, 5-2
2/11/07	Hammond, La.	W, 9-1
2/16/08	Hammond, La.	L, 9-7
2/13/09	Hammond, La.	W, 9-1
2/12	Hammond, La.	W, 9-1

SOUTHERN ILLINOIS

Home: 2-5, Away: 3-7, Neutral: 0-1

Overall: 6-13 (.316)

Date	Location	W/L
3/27/98	Carbondale, Ill.	L, 10-2
4/8/03	Carbondale, Ill.	L, 4-1
4/8/03	Carbondale, Ill.	L, 8-0
4/1/04	Martin, Tenn.	L, 10-0
4/1/04	Martin, Tenn.	L, 6-2
3/29/06	Carbondale, Ill.	L, 3-0
3/29/06	Carbondale, Ill.	L, 6-3
4/18/07	Martin, Tenn.	L, 4-0
4/18/07	Martin, Tenn.	L, 9-0
2/23/08	Murfreesboro, Tenn.	L, 14-1
4/22/08	Carbondale, Ill.	W, 2-1
4/22/08	Carbondale, Ill.	W, 4-3
4/15/09	Martin, Tenn.(No. 24)	W, 10-4
3/24/10	Carbondale, Ill.	W, 4-2
3/24/10	Carbondale, Ill.	L, 9-3
4/14/11	Martin, Tenn.	L, 6-0
4/10/12	Martin, Tenn.	W, 8-7 (8)
4/10/13	Martin, Tenn.	W, 5-4 (11)
4/24/14	Carbondale, Ill.	L, 9-0

SOUTHERN INDIANA

Home: 0-0, Away: 2-0, Neutral: 0-0

Overall: 2-0 (1.000)

Date	Location	W/L
4/2/92	Evansville, Ind.	W
4/2/92	Evansville, Ind.	W

SOUTHERN MISS

Overall: 0-1 (.000)

Home: 0-0, Away: 0-0, Neutral: 0-1

Date	Location	W/L
2/12/05	Oxford, Miss.	L, 6-1

SOUTHWEST BAPTIST

Home: 0-0, Away: 0-0, Neutral: 1-0

Overall: 1-0 (1.000)

Date	Location	W/L
3/19/94	Edwardsville, Ill.	W, 2-0

STETSON

Home: 0-0, Away: 0-0, Neutral: 0-2

Overall: 0-2 (.000)

Date	Location	W/L
3/1/14	Orlando, Fla.	L, 2-1

STONY BROOK

Home: 0-0, Away: 0-0, Neutral: 0-0-1

Overall: 0-0-1 (.000)

Date	Location	W/L
3/16/98	Orlando, Fla.	T, 4-4

SYRACUSE

Home: 0-0, Away: 0-0, Neutral: 0-1

Overall: 0-1 (.000)

Date	Location	W/L
2/25/06	Murfreesboro, Tenn.	L, 6-3

TEMPLE

Home: 0-0, Away: 0-0, Neutral: 0-1

Overall: 0-1 (.000)

Date	Location	W/L
3/13/97	Orlando, Fla.	L, 3-2

TENNESSEE

Home: 0-0, Away: 0-1, Neutral: 0-0

Overall: 0-1 (.000)

Date	Location	W/L
4/17/98	Knoxville, Tenn.	L, 8-0

TENNESSEE STATE

Home: 24-2, Away: 30-5, Neutral: 4-0, OVCT: 1-0

Overall: 58-7 (.892)

Date	Location	W/L
1987	Florence, Ala.	W, 17-0
3/15/94	Nashville, Tenn.	W, 6-1
3/15/94	Nashville, Tenn.	W, 16-0
4/16/94	Martin, Tenn.	W, 11-0
4/16/94	Martin, Tenn.	W, 9-2
4/23/94	Clarksville, Tenn.	W, 15-1
3/5/95	Martin, Tenn.	W, 9-1
3/5/95	Martin, Tenn.	W, 6-1
3/10/95	Troy, Ala.	W, 9-0
3/11/95	Troy, Ala.	W, 4-3
3/23/96	Nashville, Tenn.	W, 9-0
3/23/96	Nashville, Tenn.	L, 6-5
4/4/96	Martin, Tenn.	W, 15-0
4/4/96	Martin, Tenn.	W, 6-3
4/19/97	Nashville, Tenn.	W, 8-0
4/19/97	Nashville, Tenn.	W, 4-3
4/24/98	Nashville, Tenn.	W, 3-1
4/24/98	Nashville, Tenn.	W, 9-6

4/16/99	Martin, Tenn.	L, 12-1
4/16/99	Martin, Tenn.	L, 7-1
3/28/00	Nashville, Tenn.	W, 10-4
3/28/00	Nashville, Tenn.	W, 9-1
4/26/00	Martin, Tenn.	W, 8-2
4/4/01	Martin, Tenn.	W, 4-3
4/4/01	Martin, Tenn.	W, 3-1
4/12/01	Nashville, Tenn.	L, 2-1
4/12/01	Nashville, Tenn.	W, 9-4
3/26/02	Martin, Tenn.	W, 2-0
3/26/02	Martin, Tenn.	W, 5-0
4/11/02	Nashville, Tenn.	W, 1-0
3/22/03	Nashville, Tenn.	L, 4-1
3/22/03	Nashville, Tenn.	W, 5-0
3/23/03	Nashville, Tenn.	W, 2-1
4/24/04	Nashville, Tenn.	W, 3-0
4/24/04	Nashville, Tenn.	W, 3-1
4/25/04	Nashville, Tenn.	W, 4-3
3/25/05	Nashville, Tenn.	W, 9-3
3/25/05	Nashville, Tenn.	W, 3-0
3/26/05	Nashville, Tenn.	W, 9-0
4/1/06	Martin, Tenn.	W, 6-1
4/1/06	Martin, Tenn.	W, 10-2
4/2/06	Martin, Tenn.	W, 2-1
5/5/07	Nashville, Tenn.	W, 4-3
5/5/07	Nashville, Tenn.	W, 3-0
5/6/07	Nashville, Tenn.	W, 4-0
4/19/08	Martin, Tenn.	W, 2-0
4/19/08	Martin, Tenn.	W, 6-4
4/20/08	Martin, Tenn.	W, 3-2
4/4/09	Nashville, Tenn.	L, 5-4 (8)
4/4/09	Nashville, Tenn.	W, 11-3
4/5/09	Nashville, Tenn.	W, 4-2
4/25/10	Martin, Tenn.	W, 7-0
4/25/10	Martin, Tenn.	W, 9-0 (6)
3/19/11	Nashville, Tenn.	W, 6-4
3/19/11	Nashville, Tenn.	W, 12-4
3/20/11	Nashville, Tenn.	W, 6-3
3/31/12	Martin, Tenn.	W, 10-1 (5)
3/31/12	Martin, Tenn.	W, 5-3
4/1/12	Martin, Tenn.	W, 9-1 (6)
3/23/13	Nashville, Tenn.	L, 4-2
3/23/13	Nashville, Tenn.	W, 13-0
4/5/14	Martin, Tenn.	W, 6-5
4/5/14	Martin, Tenn.	W, 4-3 (11)
4/4/15	Nashville, Tenn.	W, 6-1
4/4/15	Nashville, Tenn.	W, 9-2

TENNESSEE TECH

Home: 10-20, Away: 11-19, Neutral: 1-3 OVCT: 4-6

Overall: 24-45 (.348)

Date	Location	W/L
4/25/92	Cape Girardeau, Mo.	L, 6-5 (8)
4/4/93	Martin, Tenn.	L, 4-0
4/4/93	Martin, Tenn.	L, 4-1
4/11/93	Cookeville, Tenn.	L, 7-2
4/11/93	Cookeville, Tenn.	W, 2-0
4/23/93	-	L, 5-0
4/9/95	Cookeville, Tenn.	L, 8-0
4/9/95	Cookeville, Tenn.	L, 5-0
4/28/96	Cookeville, Tenn.	L, 4-2
4/28/96	Cookeville, Tenn.	W, 5-1
5/4/96	Murfreesboro, Tenn.	W, 8-1
5/5/96	Murfreesboro, Tenn.	L, 5-3
3/31/97	Cookeville, Tenn.	L, 2-0
3/31/97	Cookeville, Tenn.	W, 4-3
4/12/97	Martin, Tenn.	L, 4-2 (9)
4/12/97	Martin, Tenn.	L, 13-0
4/17/99	Martin, Tenn.	L, 12-0
4/17/99	Martin, Tenn.	L, 16-0
4/29/00	Cookeville, Tenn.	L, 1-0
4/29/00	Cookeville, Tenn.	L, 8-4
4/29/00	Cookeville, Tenn.	L, 5-0
4/28/01	Martin, Tenn.	L, 8-0
4/28/01	Martin, Tenn.	L, 7-1
4/29/01	Martin, Tenn.	L, 2-0
4/20/02	Cookeville, Tenn.	L, 4-0
4/20/02	Cookeville, Tenn.	L, 2-1
4/21/02	Cookeville, Tenn.	L, 9-1
4/18/03	Martin, Tenn.	L, 3-2
4/18/03	Martin, Tenn.	L, 7-6
4/19/03	Martin, Tenn.	L, 10-1
4/3/04	Martin, Tenn.	L, 3-0
4/3/04	Martin, Tenn.	L, 2-0
4/4/04	Martin, Tenn.	W, 3-2
4/2/05	Martin, Tenn.	W, 2-1
4/2/05	Martin, Tenn.	L, 8-3
4/3/05	Martin, Tenn.	W, 2-1
4/8/06	Cookeville, Tenn.	L, 9-1
4/8/06	Cookeville, Tenn.	L, 5-2
3/24/07	Martin, Tenn.	L, 4-0
3/24/07	Martin, Tenn.	L, 6-4
3/25/07	Martin, Tenn.	L, 6-3
5/10/07	Cookeville, Tenn.	W, 2-1
4/6/08	Cookeville, Tenn.	L, 6-0
4/6/08	Cookeville, Tenn.	L

5/7/11	Martin, Tenn.	W, 3-2
5/8/11	Martin, Tenn.	W, 1-0
3/17/12	Cookeville, Tenn.	W, 6-0
3/17/12	Cookeville, Tenn.	W, 6-0
3/18/12	Cookeville, Tenn.	W, 3-1
5/12/12	Martin, Tenn.	L, 2-1
5/12/12	Martin, Tenn.	W, 6-2
4/6/13	Cookeville, Tenn.	W, 9-1
4/6/13	Cookeville, Tenn.	L, 3-0
4/18/14	Martin, Tenn.	L, 6-2
4/18/14	Martin, Tenn.	W, 3-1
5/8/14	Jacksonville, Ala.	L, 5-3
3/22/15	Cookeville, Tenn.	L, 2-1
3/22/15	Cookeville, Tenn.	W, 8-0

TEXAS ARLINGTON

Home: 0-0, Away: 0-1, Neutral: 0-1		
Date	Location	W/L
3/18/99	Orlando, Fla.	L, 4-1
2/21/09	Dallas, Texas	L, 5-3 (8)

TEXAS SOUTHERN

Home: 0-0, Away: 0-0, Neutral: 1-0		
Date	Location	W/L
2/22/09	Dallas, Texas	W, 10-2

TEXAS TECH

Home: 0-0, Away: 1-1, Neutral: 0-0		
Date	Location	W/L
3/6/15	Lubbock, Texas	W, 4-3
3/7/15	Lubbock, Texas	L, 13-9

TOLEDO

Home: 0-0, Away: 0-0, Neutral: 1-3		
Date	Location	W/L
3/31/95	Atlanta, Ga.	L, 6-0
3/2/01	Louisville, Ky.	L, 2-1
3/4/07	Chattanooga, Tenn.	W, 13-8
3/6/09	Atlanta, Ga.	W, 2-1
2/25/11	Chattanooga, Tenn.	L, 4-3

TREVECCA

Home: 1-0, Away: 0-0, Neutral: 0-0		Overall: 1-0 (1.000)
Date	Location	W/L
3/20/13	Martin, Tenn.	W, 6-1

TROY

Home: 0-0, Away: 0-2, Neutral: 2-5, GST: 1-0		
Date	Location	W/L
1986	Florence, Ala.	L, 9-8
1986	Florence, Ala.	W, 13-3
1987	Florence, Ala.	W, 8-1
4/17/92	Columbus, Miss.	L
3/10/95	Troy, Ala.	L, 9-1
3/11/95	Troy, Ala.	L, 6-2
4/1/95	Atlanta, Ga.	L, 2-0
3/3/02	Atlanta, Ga.	L, 7-2
2/9/07	Hammonds, La.	L, 5-2
3/8/14	Orlando, Fla.	L, 8-7 (8)

TULSA

Home: 0-0, Away: 0-0, Neutral: 0-2		Overall: 0-2 (.000)
Date	Location	W/L
2/21/97	Monroe, La.	L, 8-2
2/14/97	Oxford, Miss.	L, 7-2

UAB

Home: 0-0, Away: 0-0, Neutral: 1-0		Overall: 1-0 (1.000)
Date	Location	W/L
2/17/13	Atlanta, Ga.	W, 2-0

UT ARLINGTON

Home: 0-0, Away: 0-0, Neutral: 1-2	Overall: 1-2 (.333)
------------------------------------	---------------------

Home: 0-0, Away: 0-0, Neutral: 1-2

Date	Location	W/L
2/6/15	Hammond, La.	L, 8-0
3/6/15	Lubbock, Texas	L, 12-2
3/6/15	Lubbock, Texas	W, 9-0

UTAH VALLEY

Home: 0-0, Away: 0-0, Neutral: 0-1		
Date	Location	W/L
3/8/15	Lubbock, Texas	L, 10-8

VALPARAISO

Home: 0-0, Away: 0-0, Neutral: 2-1		
Date	Location	W/L
3/16/95	Orlando, Fla.	W, 4-3
3/13/96	Orlando, Fla.	W, 6-3
2/25/12	Chattanooga, Tenn.	L, 8-4

VERMONT

Home: 0-0, Away: 0-0, Neutral: 0-1		
Date	Location	W/L
3/19/99	Orlando, Fla.	L, 9-3

WAGNER

Home: 0-0, Away: 0-0, Neutral: 2-0		
Date	Location	W/L
3/12/02	Winter Park, Fla.	W, 8-2
3/13/06	Kissimmee, Fla.	W, 2-1

WAYNE STATE

Home: 0-0, Away: 0-0, Neutral: 1-3		
Date	Location	W/L
4/3/92	Owensboro, Ky.	L
4/4/92	Owensboro, Ky.	W
4/5/92	Owensboro, Ky.	L
4/5/92	Owensboro, Ky.	L

WEST ALABAMA

Home: 0-0, Away: 0-0, Neutral: 0-0, GST: 1-0		
Date	Location	W/L
1986	Florence, Ala.	W, 17-2

WEST GEORGIA

Home: 0-0, Away: 0-0, Neutral: 2-0, GST: 2-0		
Date	Location	W/L
1987	Martin, Tenn.	W, 7-4
1987	Martin, Tenn.	W, 2-1
3/20/93	Jacksonville, Ala.	W, 6-1
3/12/94	Jacksonville, Ala.	W, 8-0

WESTERN CAROLINA

Home: 0-0, Away: 0-0, Neutral: 1-0		
Date	Location	W/L
3/7/14	Orlando, Fla.	W, 2-0

WESTERN KENTUCKY

Home: 0-3, Away: 2-4, Neutral: 1-2

Date	Location	W/L
3/8/00	Bowling Green, Ky.	L, 2-1
3/8/00	Bowling Green, Ky.	L, 6-4
4/2/00	Martin, Tenn.	L, 19-2
3/28/02	Martin, Tenn.	L, 4-3
3/28/02	Martin, Tenn.	L, 2-1
3/5/03	Bowling Green, Ky.	L, 2-1
3/5/03	Bowling Green, Ky.	W, 5-3
3/5/05	Bowling Green, Ky.	L, 8-7
3/6/05	Bowling Green, Ky.	W, 4-3
3/7/09	Atlanta, Ga.	L, 4-1
3/7/10	Atlanta, Ga.	W, 5-3
3/4/12	Atlanta, Ga.	W, 5-4

WICHITA STATE

Home: 0-0, Away: 0-0, Neutral: 0-2	Overall: 0-2 (.000)
------------------------------------	---------------------

Home: 0-0, Away: 0-0, Neutral: 0-1

Date	Location	W/L
3/30/96	Marietta, Ga.	L, 6-0
2/8/14	Ruston, La.	L, 8-7

WINTHROP

Home: 0-0, Away: 0-0, Neutral: 0-1		
Date	Location	W/L
3/6/09	Atlanta, Ga.	L, 3-1
3/6/10	Atlanta, Ga.	L, 5-3

WISCONSIN GREEN BAY

Home: 0-0, Away: 0-0, Neutral: 1-1		
Date	Location	W/L
3/14/95	Orlando, Fla.	L, 3-2
3/18/95	Orlando, Fla.	W, 5-4
2/28/04	Chattanooga, Tenn.	L, 11-6

YALE

Home: 0-0, Away: 0-0, Neutral: 3-2		
Date	Location	W/L
3/10/97	Orlando, Fla.	L, 7-1
3/15/98	Orlando, Fla.	L, 3-2 (8)
3/15/04	Kissimmee, Fla.	W, 3-2
3/15/05	Kissimmee, Fla.	W, 3-1
3/9/08	Orlando, Fla.	W, 8-3

YOUNGSTOWN STATE

Home: 0-0, Away: 0-0, Neutral: 2-1		
Date	Location	W/L
3/14/02	Winter Park, Fla.	W, 4-3
3/14/03	Osceola, Fla.	W, 5-2
3/14/05	Kissimmee, Fla.	L, 3-1

Akron	3-0	Colgate	5-1	Grambling	1-0	Marshall	0-1	Northwestern State	1-1	Southwest Baptist	1-0
Alabama.....	0-1	College of Charleston.....	0-2	Holy Cross.....	1-0	Maryland	1-2	Notre Dame	0-1	Southern Illinois	6-13
Alabama State	2-0	Colorado State	0-2	Houston Baptist	2-0	McNeese State.....	0-1	Oakland	2-0	Stetson	0-2
Alcorn State	4-1	Columbia	1-0	Illinois	1-0	Memphis	7-6	Ohio State	1-0	Stony Brook	0-0-1
Arkansas.....	0-3	Columbus	1-0	Illinois-Chicago	0-2	Mercer	2-0	Ole Miss.....	3-8	Syracuse	0-1
Arkansas Pine Bluff	1-0	Creighton	0-2	Illinois State	0-1	Mid-Continent	6-0	Omaha.....	1-0	Tennessee	0-1
Arizona.....	0-1	Dakota Wesleyan	1-0	Indiana	3-1	Middle Tennessee	13-27-1	Pennsylvania	3-2	Tennessee State	58-7
Army.....	3-0	Dayton	2-1	Indiana State	2-7	Minnesota	0-1	Princeton.....	1-0	Tennessee Tech	24-45
Austin Peay	64-27	Delaware.....	1-1	IPFW	2-0	Mississippi State	0-3	Providence	1-2	Temple	0-1
Ball State	1-2	Detroit.....	1-0	IUPUI	2-1	Mississippi Valley State..	6-2	Purdue	0-2	Texas Arlington	0-2
Belhaven	1-0	Drake	0-2	Iona	1-0	Missouri	0-2	Quincy	0-1	Texas Southern	1-0
Belmont	21-6	Drexel	1-0	Iowa State	1-2	Missouri-Kansas City	2-0	Radford	1-0	Texas Tech	1-1
Bethel	1-0	East Carolina	0-1	Jackson State	3-2	Monmouth	1-1	Rhode Island	4-0	Toledo	3-2
Bethune-Cookman	1-1	Eastern Illinois	27-34	Jacksonville State	13-37	Morehead State	49-17	Rider	1-1	Trevecca.....	1-0
Binghamton	1-0	Eastern Kentucky	31-42	Kansas	1-0	Murray State	13-9	Sacred Heart	1-1	Troy	0-6
Birmingham-Southern ..	1-0	East Tennessee State	2-2	Kennesaw State	1-2	Niagara	2-0	San Diego	0-2	Tulsa	0-2
Boston College.....	0-1	Evansville	13-13	Kent State	0-1	Nicholls State	2-4	Saint Augustine	1-0	UAB	1-0
Bowling Green	1-2-1	Fairfield	4-2	Kentucky Wesleyan	0-1	North Alabama	1-1-1	Saint Francis	2-0	UT Arlington.....	1-2
Bradley	2-2	Farleigh Dickinson	3-0	Lafayette	1-2	North Carolina	0-1	St. John's	0-1	Utah Valley.....	0-1
Bucknell	2-0	Faulkner	2-1	Lamar	1-0	North Dakota State	0-1	Saint Joseph	1-0	Valparaiso	2-1
Buffalo	2-1	Florida A&M	1-0	Lambuth	3-1	UNC Greensboro.....	1-0	Saint Louis	19-21	Vermont	0-1
Butler	2-2	Florida Atlantic	1-0	Liberty	0-1	UNC Wilmington	0-1	Saint Peter's	1-0	Wagner	2-0
Campbell	0-1	Florida Gulf Coast.....	0-1	Lipscomb	3-8	North Florida	0-1	Saint Xavier	0-1	West Georgia	2-0
Central Connecticut State ..	2-0	Furman	1-0	Louisiana-Monroe	1-1	North Texas	1-0	Samford	6-10	Western Carolina.....	1-0
Central Florida	0-1	George Mason	1-1	Louisiana Tech	1-3	Northridge	1-1	SIUE	10-11	Western Kentucky	4-8
Central Arkansas	1-1	Georgetown	1-0	Louisville	0-3	Northern Colorado	2-1	South Dakota	0-1	Wisconsin-Green Bay	1-2
Central Missouri	0-1	George Washington	1-0	Loyola	3-2	Northern Illinois	0-3	Southeast Missouri	38-52	Wichita State	0-2
Chattanooga	4-10	Georgia	0-3	Maine	1-4	Northern Iowa	1-4	Southeastern Louisiana ..	5-4	Winthrop	0-2
Cleveland State	2-1	Georgia State	2-3	Manhattan	1-2	Northeast Missouri	0-1	Southern	4-1	Yale	3-2
Coastal Carolina	1-0	Georgia Tech	1-7	Marist	2-1	Northeastern Illinois	2-3	Southern Mississippi	0-1	Youngstown State	2-1

2016 UT MARTIN SOFTBALL GUIDE

1986

Mellanie Surratt

Overall: 19-16 • GSC: N/A

Date	Team	Result
	Austin Peay	W, 4-3
	Austin Peay	W, 7-6
	at Cumberland	W, 9-8
	at Cumberland	W, 6-0
	1-vs. Mississippi Univ. for Women	L, 2-0
	1-vs. Troy	L, 9-8
	1-vs. Mississippi College	W, 12-5
	Southeast Missouri	L, 11-0
	Southeast Missouri	L, 10-3
	North Alabama	W, 2-1
	North Alabama	L, 17-4
	2-at Mississippi Univ. for Women	L, 11-1
	2-vs. Delta State	W, 11-8
	2-vs. Livingston	W, 9-3
	2-vs. Mississippi College	L, 6-2
	2-vs. North Alabama	W, 4-1
	Arkansas State	W, 8-3
	Arkansas State	W, 12-3
	at Southeast Missouri	L, 7-0
	at Southeast Missouri	L, 10-5
	at Arkansas State	L, 7-6
	SIU Edwardsville	L, 3-2
	SIU Edwardsville	L, 19-2
	at North Alabama	L, 4-3
	at North Alabama	W, 8-1
	3-vs. Mississippi Univ. for Women	L, 5-1
	3-vs. SIU Edwardsville	L, 10-0
	3-vs. Akron	L, 16-0
	3-vs. Mississippi College	L, 3-2
	at Austin Peay	W, 3-1
	at Austin Peay	L, 6-5
	4-vs. West Alabama	W, 16-2
	4-vs. Troy	W, 13-3
	4-vs. Delta State	W, 9-4
	4-at North Alabama	L, 12-6

1-North Alabama Tournament, Florence, Ala.

2-Mississippi Univ. for Women Tournament, Columbus, Miss.

3-Southeast Missouri Riverboat Tournament, Cape Girardeau, Mo.

4-Gulf South Conference Tournament, Florence, Ala.

1987

Mellanie Surratt

Overall: 12-12 • GSC: N/A

Date	Team	Result
	Bellarmine	W, 5-0
	Bellarmine	L, 19-3
	1-vs. Tennessee State	W, 17-0
	1-vs. Troy	W, 6-5
	1-at North Alabama	L, 8-1
	1-vs. Livingston	L, 12-1
	1-vs. Mississippi Univ. for Women	W, 5-4
	2-vs. Arkansas State	W, 7-3
	2-at Mississippi Univ. for Women	L, 6-0
	2-Mississippi College	L, 13-1
	2-vs. Livingston	L, 6-5
	Martin Methodist	W, 7-4
	Martin Methodist	W, 13-11
	at North Alabama	L, 1-0
	at North Alabama	L, 5-4
	Austin Peay	W, 3-2
	Austin Peay	L, 3-0
	at Martin Methodist	L, 6-5
	at Martin Methodist	W, 7-4
	3-vs. West Georgia	W, 7-4
	3-vs. Mississippi College	L, 10-9
	3-vs. West Alabama	W, 10-2
	3-vs. West Georgia	W, 2-1
	3-vs. Mississippi College	L, 6-5

1-North Alabama Invitational, Florence, Ala.

2-Mississippi Univ. for Women Tournament, Columbus, Miss.

3-Gulf South Conference Tournament, Martin, Tenn.

1988

Mellanie Surratt

Overall: 15-13 • GSC: N/A

Date	Team	Result
	*Complete results from the 1988 season were not available at the time of printing.	
	1-vs. Jacksonville State	W
	1-vs. Troy	W
	1-vs. West Alabama	L
	1-vs. Mississippi College	L, 8-2

1-Gulf South Conference Tournament, Valdosta, Ga.

1989

Mellanie Surratt

Overall: N/A • GSC: N/A

Date	Team	Result
	*Complete results from the 1989 season were not available at the time of printing.	

1990

Mellanie Surratt

Overall: N/A • GSC: N/A

Date	Team	Result
	*Complete results from the 1990 season were not available at the time of printing.	

1991

Mellanie Surratt

Overall: 39-13 • GSC: 10-4

Date	Team	Result
3/1	1-at West Georgia	W, 7-2
3/2	1-vs. Saginaw Valley	L, 3-0
3/2	1-vs. Valdosta State	L, 5-1
3/7	at North Alabama	W, 4-1
3/7	at North Alabama	W, 6-1
3/19	Southeast Missouri	W, 1-0
3/19	Southeast Missouri	W, 4-0
3/20	at Southern Indiana	W, 5-1
3/20	at Southern Indiana	W, 4-0
3/22	2-at North Alabama	W, 12-10
3/22	2-vs. Martin Methodist	W, 5-0
3/23	2-vs. Mississippi College	W, 2-0
3/23	2-vs. West Georgia	W, 1-0
3/23	2-vs. Mississippi Univ. for Women	L, 1-0
3/25	at Freed-Hardeman	W, 6-0
3/25	at Freed-Hardeman	W, 10-0
3/26	Austin Peay	W, 7-4
3/26	Austin Peay	W, 10-0
3/27	Tennessee Tech	W, 18-4
3/27	Tennessee Tech	W, 3-0
3/27	Shawnee (Ill.)	W, 9-8
3/29	3-vs. Quincy (Ill.)	L, 9-8
3/29	3-vs. Western Illinois	L, 4-1
3/29	3-vs. Illinois	W, 6-0
3/30	3-at SIU Edwardsville	L, 4-1
3/30	3-Kentucky Wesleyan	W, 6-1
4/1	Freed-Hardeman	W, 10-0
4/1	Freed-Hardeman	W, 8-0
4/2	at Southeast Missouri	L, 8-1
4/2	at Southeast Missouri	L, 4-0
4/3	Cumberland	W, 4-0
4/3	Cumberland	W, 6-0
4/5	4-vs. Saginaw Valley	W, 2-1
4/6	4-vs. Grand Valley State	L, 3-0
4/6	4-vs. Saginaw Valley	W, 3-0 (10)
4/6	4-vs. Evansville	W, 8-0
4/7	4-vs. Grand Valley State	W, 3-1
4/7	4-vs. Wayne State	W, 2-1
4/7	4-vs. Wayne State	W, 3-1
4/10	North Alabama	W, 5-1
4/10	North Alabama	L, 4-2
4/15	at Austin Peay	W, 4-0
4/15	at Austin Peay	W, 4-0
4/16	Martin Methodist	W, 9-0
4/16	Martin Methodist	W, 2-0
4/17	Kentucky Wesleyan	L, 4-2
4/17	Kentucky Wesleyan	W, 2-0
4/20	5-vs. Valdosta State	W, 1-0
4/20	5-vs. Jacksonville State	W, 2-0
4/21	5-vs. Livingston	W, 2-1 (9)
4/21	5-vs. Livingston	L, 6-3
4/21	5-vs. Livingston	L, 13-3

1-West Georgia Invitational, Carrollton, Ga.

2-North Alabama Invitational, Florence, Ala.

3-SIU Edwardsville Invitational, Edwardsville, Ill.

4-Kentucky Wesleyan Invitational, Owensboro, Ky.

5-Gulf South Conference Tournament, Cleveland, Miss.

1992

Mellanie Surratt

Overall: 24-19

Date	Team	Result
3/3	at North Alabama	W
3/3	at North Alabama	W
3/17	Bellarmine	W
2/17	Bellarmine	L
3/20	1-vs. Mississippi Univ. for Women	W
3/20	1-vs. Martin Methodist College	L
3/20	1-vs. Huntingdon	L
3/21	1-vs. North Alabama	W
3/21	at Jacksonville State	L
3/24	Southeast Missouri	W
3/24	Southeast Missouri	L
3/26	at Austin Peay	W
3/26	at Austin Peay	W
3/27	2-at North Alabama	W
3/27	2-vs. Martin Methodist	W
3/28	2-vs. Jacksonville State	W
4/28	2-vs. Athens State	W
4/2	at Southern Indiana	W
4/2	at Southern Indiana	W
4/3	3-vs. Wayne State	L
4/3	3-vs. Athens State	L
4/4	3-at Kentucky Wesleyan	L
4/4	3-vs. Livingston	W
4/4	3-vs. Wayne State	W
4/4	3-vs. Oakland University	W
4/5	3-vs. Wayne State	L
4/5	3-vs. Wayne State	W
4/8	Austin Peay	W
4/8	Austin Peay	L
4/14	at Southeast Missouri	W
4/14	at Southeast Missouri	L
4/15	Kentucky Wesleyan	L
4/15	Kentucky Wesleyan	L
4/17	4-vs. Troy State	L
4/17	4-at Mississippi Univ. for Women	W
4/18	4-vs. Livingston	L

4/18	4-vs. Jacksonville State	W
4/18	4-vs. Mississippi College	W
4/24	5-at Southeast Missouri	L, 5-0
4/24	5-vs. Austin Peay	W, 2-0
4/25	5-vs. Morehead State	W, 10-1 (5)
4/25	5-vs. Tennessee Tech	L, 6-5 (8)
4/25	5-vs. Morehead State	W, 7-4

1-Jacksonville State Tournament, Jacksonville, Ala.

2-North Alabama Tournament, Florence, Ala.

3-Kentucky Wesleyan Invitational, Owensboro, Ky.

4-Mississippi Univ. for Women Invitational, Columbus, Miss.

5-Ohio Valley Conference Tournament

1993

Mellanie Surratt

Overall: 11-17 • OVC: 4-12

Date	Team	Result
3/10	at Kentucky Wesleyan	L, 5-4
3/12	at Lambuth	W, 4-2
3/12	at Lambuth	L, 5-1
3/19	1-vs. Columbus	W, 5-4
3/19	1-vs. North Alabama	L, 6-3
3/19	1-vs. Saint Augustine	W, 3-0
3/20	1-at Jacksonville State	W, 1-0
3/20	1-vs. West Georgia	W, 6-1
3/26	* at Austin Peay	L, 3-0
3/26	* at Austin Peay	W, 2-0
3/29	* Southeast Missouri	L, 6-0
4/4	* Tennessee Tech	L, 4-0
4/4	* Tennessee Tech	L, 4-1
4/9	* Austin Peay	L, 2-0
4/9	* Austin Peay	W, 3-0
4/10	* at Eastern Kentucky	L, 2-1
4/10	* at Eastern Kentucky	W, 6-2
4/10	* at Eastern Kentucky	L, 7-5
4/11	* at Tennessee Tech	L, 7-2
4/11	* at Tennessee Tech	W, 2-0
4/13	Lambuth	W, 1-0
4/13	Lambuth	W, 5-4
4/18	* Middle Tennessee	L, 2-0
4/18	* Middle Tennessee	L, 2-1
4/20	* at Southeast Missouri	L, 3-2
4/20	* at Southeast Missouri	L, 4-3
4/23	2-vs. Tennessee Tech	L, 5-0
4/23	2-vs. Austin Peay	L, 1-0

1-Jacksonville State Invitational, Jacksonville, Ala.

2-Ohio Valley Conference Tournament

1994

Mellanie Surratt

21-20 (.512) 11-9 OVC

Date	Team	Result
3/11	1-vs. Belhaven	W, 1-0
3/11	1-vs. Faulkner	W, 7-2
3/12	1-vs. West Georgia	W, 8-0
3/12	1-at Jacksonville State	L, 2-1
3/14	at Chattanooga	L, 4-1
3/14	at Chattanooga	W, 2-1
3/15	* at Tennessee State	W, 6-1
3/15	* at Tennessee State	W, 16-0
3/18	vs. Central Missouri State	L, 5-1
3/18	vs. Quincy (Ill.)	L, 2-1
3/18	2-vs. Northeast Missouri State	L, 10-3
3/19	2-vs. Southwest Baptist	W, 2-0
3/19	2-at SIU Edwardsville	L, 8-5
3/22	* Southeast Missouri	L, 8-0
3/22	* Southeast Missouri	W, 6-5
3/24	at Evansville	L, 3-0
3/24	at Evansville	L, 10-2
3/26	Chattanooga	L, 2-0
3/26	Chattanooga	W, 6-5
4/1	* Eastern Kentucky	L, 3-1
4/1	* Eastern Kentucky	W, 9-3
4/2	* Morehead State	L, 5-2
4/2	* Morehead State	W, 11-2
4/8	* at Morehead State	W, 6-4
4/8	* at Morehead State	L, 7-3
4/9	* at Eastern Kentucky	L, 5-2
4/9	* at Eastern Kentucky	W, 1-0
4/13	Evansville	W, 4-2
4/13	Evansville	W, 4-0
4/16	* Tennessee State	W, 11-0
4/16	* Tennessee State	W, 9-2
4/18	* Austin Peay	L, 3-0
4/18	* Austin Peay	W, 5-1
4/19	* at Southeast Missouri	L, 2-0
4/19	* at Southeast Missouri	W, 2-0
4/20	* Middle Tennessee	L, 4-2 (11)
4/20	* Middle Tennessee	L, 6-4
4/22	3-vs. Eastern Kentucky	L, 4-0
4/23	3-vs. Tennessee State	W, 15-1
4/23	3-vs. Morehead State	W, 2-0
4/23	3-vs. Middle Tennessee	L, 5-1

1-Jacksonville State Invitational, Jacksonville, Ala.

2-SIU Edwardsville Invitational, Edwardsville, Ill.

3-Ohio Valley Conference Tournament

1995

Mellanie Surratt

Overall: 21-25 • OVC: 9-11

Date	Team	Result
2/26	Chattanooga	W, 6-4
2/26	Chattanooga	L, 6-1
3/5	* Tennessee State	W, 9-1
3/5	* Tennessee State	W, 6-1
3/10	1-vs. Tennessee State	W, 9-0
3/10	1-vs. Faulkner	W, 2-1
3/10	1-at Troy State	L, 9-1
3/11	1-at Troy State	L, 6-2
3/11	1-vs. Faulkner	L, 3-2
3/11	1-vs. Tennessee State	W, 4-3
3/13	2-vs. Dayton	W, 7-2
3/13	2-vs. Morehead State	W, 5-0
3/14	2-vs. Wisconsin-Green Bay	L, 3-2
3/16	2-vs. Saint Louis	W, 8-2
3/16	2-vs. Valparaiso	W, 4-3
3/16	2-vs. Dayton	L, 5-2
3/17	2-vs. Florida Atlantic	W, 10-4
3/18	2-vs. Wisconsin-Green Bay	W, 5-4
3/20	Northeast Illinois	W, 4-1
3/20	Northeast Illinois	L, 17-1
3/21	Evansville	L, 8-5
3/21	Evansville	L, 5-4
3/22	* Southeast Missouri	L, 3-0
3/22	* Southeast Missouri	L, 2-1
3/26	Austin Peay	L, 3-2
3/26	Austin Peay	L, 6-5
3/31	3-vs. Toledo	L, 6-0
3/31	3-at Georgia State	L, 15-0
4/1	3-vs. Maryland	W, 12-1
4/1	3-vs. Troy State	L, 2-0
4/3	* at Middle Tennessee	W, 3-0
4/3	* at Middle Tennessee	L, 4-3
4/7	* at Morehead State	L, 3-2
4/7	* at Morehead State	W, 5-1
4/8	* at Eastern Kentucky	L, 5-2
4/8	* at Eastern Kentucky	W, 2-1
4/9	* at Tennessee Tech	L, 8-0
4/9	* at Tennessee Tech	L, 5-0
4/13	* Austin Peay	L, 14-1
4/13	* Austin Peay	W, 13-3
4/18	* at Austin Peay	W, 4-1
4/18	* at Austin Peay	W, 6-3
4/22	* Eastern Kentucky	L, 5-2
4/22	* Eastern Kentucky	L, 5-3
4/25	* at Southeast Missouri	W, 6-4
4/25	* at Southeast Missouri	L, 3-1

1-Troy State Invitational, Troy, Ala.

2-Rebel Spring Games, Kismet, Fla.

3-Buzz Classic, Atlanta, Ga.

1996

Mellanie Surratt

Overall: 20-26 • OVC: 13-11

Date	Team	Result
2/24	Chattanooga	L, 8-5
2/24	Chattanooga	L, 9-1
3/10	1-vs. Southeast Missouri	L, 5-0
3/10	1-vs. Creighton	L, 4-3
3/13	1-vs. Maine	L, 2-1
3/13	1-vs. Valparaiso	W, 6-3
3/14	1-vs. Providence	L, 4-3 (8)
3/14	1-vs. Creighton	L, 5-4 (9)
3/15	1-vs. St. Xavier	L, 2-1
3/15	1-vs. Fairfield	W, 7-6
3/21	Northeast Illinois	W, 3-1
3/21	Northeast Illinois	L, 9-7
3/23	* at Tennessee State	W, 9-0
3/23	* at Tennessee State	L, 6-5
3/24	* at Middle Tennessee	W, 3-2
3/24	* at Middle Tennessee	L, 6-0
3/29	1-at Georgia Tech	W, 1-0 (9)
3/29	1-vs. North Carolina	L, 5-1
3/30	1-vs. Wichita State	L, 6-0
4/3	* at Austin Peay	W, 11-3
4/3	* at Austin Peay	L, 4-1
4/4	* Tennessee State	W, 15-0
4/4	* Tennessee State	W, 6-3
4/10	* Southeast Missouri	L, 5-3
4/10	* Southeast Missouri	L, 7-0
4/12	* Middle Tennessee	L, 2-1
4/12	* Middle Tennessee	L, 1-0
4/13	* Morehead State	W, 2-1
4/13	* Morehead State	W, 7-6
4/14	* Eastern Kentucky	W, 1-0
4/14	* Eastern Kentucky	W, 4-3
4/16	* at Southeast Missouri	L, 7-0
4/16	* at Southeast Missouri	L, 11-1
4/17	* at Austin Peay	L, 6-3
4/17	* at Austin Peay	W, 6-1
4/20	at Jacksonville State	L, 4-0
4/26	* at Morehead State	W, 2-1
4/26	* at Morehead State	W, 4-2
4/27	* at Eastern Kentucky	L, 1-0 (9)
4/27	* at Eastern Kentucky	W, 3-2
4/28	* at Tennessee Tech	L, 4-2
4/28	* at Tennessee Tech	W, 5-1
5/4	3-vs. Tennessee Tech	W, 8-1
5/4	3-vs. Southeast Missouri	L, 1-1

5/5	3-vs. Morehead State	W, 6-0
5/5	3-vs. Tennessee Tech	L, 5-3

1-Rebel Spring Games, Kissimmee, Fla.
2-Georgia Tech Buzz Classic, Atlanta, Ga.
3-Ohio Valley Conference Tournament

1997

Mellanie Surratt

Overall: 23-24-1 • OVC 15-11

Date	Team	Result
2/21	1-vs. Mississippi State	L, 4-1
2/21	1-vs. Tulsa	L, 8-2
2/22	1-vs. Alcorn State	W, 5-2
2/22	1-vs. Nicholls State	L, 3-1
2/23	1-vs. Louisiana Tech	L, 10-1
2/23	1-vs. Northern Illinois	L, 6-2
2/26	North Alabama	W, 8-2
2/26	North Alabama	T, 2-2
3/9	2-vs. Providence	L, 3-0
3/9	2-vs. Rhode Island	W, 6-0
3/10	2-vs. Fairfield	L, 7-1
3/10	2-vs. Yale	L, 7-1
3/12	2-vs. Maine	L, 4-2
3/12	2-vs. UNC Wilmington	L, 4-0
3/13	2-vs. Temple	L, 3-2
3/13	2-vs. Fairfield	W, 2-1
3/25	* at Eastern Illinois	W, 2-1
3/25	* at Eastern Illinois	L, 6-5
3/26	* at Southeast Missouri	L, 4-0
3/26	* at Southeast Missouri	L, 7-2
3/29	* at Eastern Kentucky	L, 3-2
3/29	* at Eastern Kentucky	W, 5-2
3/30	* at Morehead State	L, 1-0 (8)
3/30	* at Morehead State	W, 5-0
3/31	* at Tennessee Tech	L, 2-0
3/31	* at Tennessee Tech	W, 4-3
4/9	* at Austin Peay	W, 6-5
4/9	* at Austin Peay	W, 7-3
4/12	* Tennessee Tech	L, 4-2 (9)
4/12	* Tennessee Tech	L, 13-0
4/13	* Morehead State	W, 8-3
4/13	* Morehead State	L, 5-3
4/14	* Eastern Kentucky	W, 2-1 (8)
4/14	* Eastern Kentucky	W, 5-4
4/16	* Austin Peay	W, 2-0
4/16	* Austin Peay	W, 3-2
4/18	* at Middle Tennessee	L, 2-0
4/18	* at Middle Tennessee	W, 4-3
4/19	* at Tennessee State	W, 8-0
4/19	* at Tennessee State	W, 4-3
4/26	Saint Louis	W, 6-0
4/26	Saint Louis	W, 1-0
4/27	* Eastern Illinois	W, 6-1
4/27	* Eastern Illinois	L, 10-5
5/3	3-vs. Middle Tennessee	W, 2-1
5/3	3-vs. Southeast Missouri	L, 2-1
5/4	3-vs. Eastern Kentucky	W, 5-3
5/4	3-vs. Eastern Illinois	L, 4-0

1-Mardi Gras Classic, Monroe, La.

2-Rebel Spring Games, Kissimmee, Fla.

3-Ohio Valley Conference Tournament, Morehead, Ky.

1998

Mellanie Surratt

22-20-1 (.512) 11-6 OVC

Date	Team	Result
3/7	1-vs. Northern Iowa	L, 21-3
3/7	1-vs. Northern Iowa	L, 14-2
3/8	1-Northeast Illinois	L, 6-4
3/14	2-vs. Marist	W, 5-3
3/14	2-vs. Marist	L, 7-3
3/15	2-vs. Yale	L, 3-2 (8)
3/15	2-vs. Fairfield	W, 6-2
3/16	2-vs. Manhattan	L, 3-1
3/16	2-vs. Army	W, 6-1
3/16	2-vs. Stony Brook	T, 4-4
3/18	2-vs. Colgate	L, 2-1
3/18	2-vs. Bradley	W, 4-2
3/24	* at Austin Peay	L, 8-4
3/24	* at Austin Peay	L, 3-0
3/27	3-at Southern Illinois	L, 10-2
3/27	3-vs. Saint Louis	W, 6-1
3/28	3-vs. Northern Iowa	L, 9-3
3/28	3-vs. Southeast Missouri	L, 2-0
3/29	at Saint Louis	W, 8-1
3/29	at Saint Louis	W, 10-3
4/1	* at Middle Tennessee	W, 4-0
4/1	* at Middle Tennessee	W, 7-2
4/4	* Eastern Kentucky	L, 6-2
4/4	* Eastern Kentucky	L, 9-0
4/5	* Morehead State	L, 2-0
4/5	* Morehead State	W, 2-1
4/7	* Austin Peay	W, 2-1 (9)
4/7	* Austin Peay	W, 1-0
4/9	* at Eastern Illinois	W, 8-5
4/11	* Eastern Illinois	W, 5-1
4/11	* Eastern Illinois	W, 4-1
4/14	* Southeast Missouri	L, 8-0
4/14	* Southeast Missouri	W, 2-0
4/17	4-at Tennessee	L, 8-0
4/18	4-vs. Furman	W, 4-0

4/22	Saint Louis	W, 9-0
4/22	Saint Louis	W, 3-2
4/24	* at Tennessee State	W, 3-1
4/24	* at Tennessee State	W, 9-6
4/25	Austin Peay	W, 5-3
4/25	Austin Peay	W, 6-0
5/2	5-vs. Eastern Illinois	L, 3-0
5/3	5-vs. Morehead State	L, 1-0

1-Southeast Missouri Invitational

2-Rebel Spring Games

3-Sakaki Invitational

4-Lady Vol Spring Invitational

5-Ohio Valley Conference Tournament

1999

Mellanie Surratt

Overall: 4-42 • OVC: 2-18

Date	Team	Result
2/22	Chattanooga (2/22)	L, 7-0
2/22	Chattanooga (2/22)	L, 12-0
2/23	at Belmont (2/23)	L, 4-3
2/23	at Belmont (2/23)	L, 6-0
2/26	1-vs. Notre Dame (2/26)	L, 8-0
2/26	1-vs. Maryland (2/26)	L, 11-1
2/28	1-vs. Chattanooga (2/28)	L, 10-0
2/28	1-vs. Liberty (2/28)	L, 5-0
3/1	at Jacksonville State (3/1)	L, 7-2
3/1	at Jacksonville State (3/1)	L, 11-3
3/15	2-vs. Rider (3/15)	L, 2-1
3/15	2-vs. Morehead State (3/15)	L, 13-1
3/16	2-vs. IUPUI (3/16)	L, 6-5
3/16	2-vs. Manhattan (3/16)	L, 5-4
3/18	2-vs. Texas-Arlington (3/18)	L, 4-1
3/18	2-vs. Rhode Island (3/18)	W, 3-2
3/19	2-vs. Vermont (3/19)	L, 9-3
3/19	2-vs. Jacksonville State (3/19)	L, 6-1
3/23	* Austin Peay (3/23)	W, 10-9
3/26	3-vs. Campbell (3/26)	L, 13-0
3/26	3-vs. Evansville (3/26)	L, 11-0
3/27	3-vs. Maryland (3/27)	L, 10-0
4/1	at Austin Peay (4/1)	W, 4-1
4/1	at Austin Peay (4/1)	L, 4-3
4/3	* at Eastern Illinois (4/3)	L, 3-0
4/3	* at Eastern Illinois (4/3)	L, 6-0
4/6	* Southeast Missouri (4/6)	L, 8-0
4/6	* Southeast Missouri (4/6)	L, 12-5
4/10	* at Eastern Kentucky (4/10)	L, 8-0
4/10	* at Eastern Kentucky (4/10)	L, 14-2
4/11	* at Morehead State (4/11)	L, 9-1
4/11	* at Morehead State (4/11)	L, 9-1
4/13	* at Austin Peay (4/13)	W, 9-8
4/13	* at Austin Peay (4/13)	L, 6-2
4/16	* Tennessee State (4/16)	L, 12-1
4/16	* Tennessee State (4/16)	L, 7-1
4/17	* Tennessee Tech (4/17)	L, 12-0
4/17	* Tennessee Tech (4/17)	L, 16-0
4/18	* Middle Tennessee (4/18)	L, 15-1
4/18	* Middle Tennessee (4/18)	L, 1-0
4/21	Belmont (4/21)	L, 9-1
4/21	Belmont (4/21)	L, 9-2
4/24	* Eastern Illinois (4/24)	L, 24-0
4/24	* Eastern Illinois (4/24)	L, 9-3
5/1	4-Southeast Missouri (5/1)	L, 5-0
5/1	4-Eastern Illinois (5/1)	L, 13-3

1-Choo-Choo Classic, Chattanooga, Tenn.

2-Rebel Spring Games, Kissimmee, Fla.

3-Buzz Classic, Atlanta, Ga.

4-Ohio Valley Conference Tournament, Martin, Tenn.

2000

Amy Cole Fuller

Overall: 16-22 • OVC 9-14

Date	Team	Result
3/1	Austin Peay	W, 8-0
3/1	Austin Peay	W, 1-0
3/8	at Western Kentucky	L, 2-1
3/8	at Western Kentucky	L, 6-4
3/17	1-vs. East Carolina	L, 8-1
3/17	1-vs. Providence	W, 3-2
3/18	1-vs. College of Charleston	L, 2-1
3/18	1-vs. Cleveland State	L, 6-2
3/23	* Austin Peay	W, 2-1
3/23	* Austin Peay	W, 7-3
3/25	* Morehead State	W, 3-2
3/26	* Morehead State	L, 5-1
3/26	* Morehead State	W, 6-1
3/28	* at Tennessee State	W, 10-4
3/28	* at Tennessee State	W, 9-1
4/1	at Belmont	W, 4-3
4/1	at Belmont	W, 1-0
4/2	Western Kentucky	L, 19-2
4/6	* at Middle Tennessee	L, 7-0
4/6	* at Middle Tennessee	L, 3-2
4/9	* Eastern Illinois	L, 7-5
4/9	* Eastern Illinois	L, 7-6
4/9	* Eastern Illinois	L, 1-0
4/11	* at Southeast Missouri	W, 3-0
4/11	* at Southeast Missouri	L, 4-0
4/15	* at Eastern Kentucky	W, 2-1
4/15	* at Eastern Kentucky	L, 5-4
4/16	* at Eastern Kentucky	L, 5-1

4/21	at Belmont	W, 7-4
4/21	at Belmont	W, 9-1
4/26	* Tennessee State	W, 8-2
4/29	* at Tennessee Tech	L, 1-0
4/29	* at Tennessee Tech	L, 8-4
4/30	* at Tennessee Tech	L, 5-0
5/2	* Southeast Missouri	L, 8-2
5/2	* Southeast Missouri	L, 1-0
5/6	* Middle Tennessee	L, 2-0
5/6	* Middle Tennessee	L, 4-0

1-Winthrop Tournament, Rock Hill, S.C.

2001

Amy Cole Fuller

Overall: 9-45 • OVC: 4-17

Date	Team	Result
2/10	1-vs. Nicholls State	L, 3-1
2/10	1-at Ole Miss	L, 2-1
2/11	1-vs. Nicholls State	L, 4-0
2/11	1-at Ole Miss	L, 11-3
2/21	Belmont	W, 9-8
2/21	Belmont	L, 9-7
2/27	at Middle Tennessee	L, 1-0
2/27	at Middle Tennessee	L, 5-0
3/1	Saint Louis	L, 4-3
3/1	Saint Louis	L, 3-2
3/2	2-vs. Toledo	L, 2-1
3/2	2-vs. Saint Louis	L, 6-0
3/3	2-at Louisville	L, 8-0
3/3	2-at Louisville	L, 3-2
3/6	Lipscomb	L, 6-1
3/6	Lipscomb	L, 4-2
3/9	3-vs. Indiana State	L, 2-1
3/9	3-at Missouri	L, 6-4
3/10	3-at Missouri	L, 15-0
3/10	3-vs. Iowa State	L, 5-0
3/11	3-vs. Indiana State	L, 11-3
3/11	3-vs. Iowa State	L, 8-4
3/20	at Saint Louis	L, 2-1
3/20	at Saint Louis	L, 7-1
3/23	4-vs. Coastal Carolina	W, 6-5
3/23	4-at Georgia Tech	L, 3-0
3/24	4-vs. Stetson	L, 7-0
3/24	4-vs. Illinois-Chicago	L, 9-2
3/31	* at Morehead State	L, 4-3
3/31	* at Morehead State	L, 2-1
4/1	* at Morehead State	W, 5-0
4/4	* Tennessee State	W, 4-3
4/4	* Tennessee State	W, 3-1
4/5	* at Austin Peay	L, 3-1
4/5	* at Austin Peay	L, 7-5
4/7	* at Eastern Illinois	L, 9-1
4/7	* at Eastern Illinois	W, 1-0
4/8	* at Eastern Illinois	L, 4-0
4/10	* at Southeast Missouri	L, 2-0
4/10	* at Southeast Missouri	L, 11-3
4/12	* at Tennessee State	L, 2-1
4/12	* at Tennessee State	W, 9-4
4/14	* Eastern Kentucky	L, 2-1
4/14	* Eastern Kentucky	L, 3-0
4/15	* Eastern Kentucky	L, 3-1
4/20	at Belmont	W, 7-4
4/20	at Belmont	L, 3-2
4/22	* Austin Peay	L, 2-0
4/22	* Austin Peay	W, 8-1
4/25	* Southeast Missouri	L, 3-2
4/25	* Southeast Missouri	L, 5-2
4/28	* Tennessee Tech	L, 8-0
4/28	* Tennessee Tech	L, 7-1
4/29	* Tennessee Tech	L, 2-0

1-Ole Miss Invitational, Oxford, Miss.

2-Louisville Invitational, Louisville, Ky.

3-Missouri Invitational, Columbia, Mo.

4-Buzz Classic, Atlanta, Ga.

2002

Donley Canary

Overall: 25-33 • OVC 12-7

Date	Team	Result
2/16	1-vs. Nicholls State	W, 3-0
2/16	1-at Ole Miss	L, 6-2
2/16	1-vs. Evansville	L, 1-0
2/17	1-vs. Evansville	L, 4-1
2/19	at Lipscomb	W, 4-0
2/19	at Lipscomb	L, 10-2
2/23	2-Lipscomb	W, 3-1
2/23	2-Saint Louis	L, 4-0
2/23	2-Indiana State	W, 3-1
2/24	2-Lipscomb	L, 6-4
2/24	2-Indiana State	L, 5-1
3/1	3-vs. Georgia	L, 6-1
3/3	3-vs. Troy State	L, 7-2
3/3	3-vs. Birmingham-Southern	W, 7-0
3/5	Loyola-Chicago	W, 5-0
3/5	Loyola-Chicago	W, 3-0
3/10	4-vs. Colorado State	L, 5-0
3/10	4-vs. Butler	L, 5-3
3/10	4-vs. Bucknell	W, 8-0
3/11	4-at Central Florida	L, 6-0
3/12	4-vs. Wagner	W, 8-2
3/12	4-vs. George Mason	L, 6-3

3/14	4-vs. Bowling Green	L, 10-2
3/14	4-vs. Youngstown State	W, 4-3
3/15	4-vs. Pennsylvania	W, 13-2
3/20	Maine	L, 6-4
3/26	* Tennessee State	W, 2-0
3/26	* Tennessee State	W, 5-0
3/28	Western Kentucky	L, 4-3
3/28	Western Kentucky	L, 2-1
3/30	* at Eastern Kentucky	L, 3-2
3/30	* at Eastern Kentucky	L, 7-0
4/2	* Austin Peay	W, 2-0
4/2	* Austin Peay	W, 1-0
4/6	* at Eastern Illinois	L, 2-1
4/6	* at Eastern Illinois	W, 7-3
4/7	* at Eastern Illinois	W, 5-3
4/9	Saint Louis	L, 2-1
4/9	Saint Louis	L, 5-1
4/11	* at Tennessee State	W, 1-0
4/13	* Morehead State	W, 6-1
4/13	* Morehead State	W, 4-2
4/14	* Morehead State	W, 3-2
4/16	* Southeast Missouri	L, 3-2
4/16	* Southeast Missouri	W, 2-1
4/18	Lipscomb	L, 11-4
4/18	Lipscomb	L, 2-0
4/20	* at Tennessee Tech	L, 4-0
4/20	* at Tennessee Tech	L, 2-1
4/21	* at Tennessee Tech	L, 9-1
4/23	at Belmont	W, 4-1
4/27	* at Southeast Missouri	W, 5-1
4/27	* at Southeast Missouri	L, 5-1
4/29	at Saint Louis	L, 3-0
4/29	at Saint Louis	L, 3-2
5/3	5-vs. Eastern Illinois	L, 6-1
5/4	5-vs. Southeast Missouri	W, 4-1
5/4	5-vs. Eastern Illinois	L, 5-1

1-Ole Miss Invitational, Oxford, Miss.

2-UT Martin Invitational, Martin, Tenn.

3-Georgia State Invitational, Atlanta, Ga.

4-Rebel Spring Games, Kissimmee, Fla.

5-Ohio Valley Conference Tournament, Richmond, Ky.

2003

Donley Canary

Overall: 21-26 • OVC: 12-8

Date	Team	Result
2/15	1-vs. Indiana State	L, 3-0
2/28	2-vs. Drake	L, 2-0
3/1	3-at Evansville	L, 5-4
3/1	3-vs. Central Connecticut	W, 11-1
3/2	3-vs. Northern Illinois	L, 8-7
3/5	at Western Kentucky	L, 2-1
3/5	at Western Kentucky	W, 5-3
3/10	4-vs. St. Joseph	W, 1-0
3/10	4-vs. Rhode Island	W, 1-0
3/12	4-vs. George Mason	W, 4-2
3/12	4-vs. Colorado State	L, 2-0
3/13	4-vs. Maine	L, 2-0
3/13	4-vs. IPFW	W, 11-1
3/14	4-vs. Bucknell	W, 5-3
3/14	4-vs. Youngstown	W, 5-2
3/22	* at Tennessee State	L, 4-1
3/22	* at Tennessee State	W, 5-0
3/23	* at Tennessee State	W, 2-1
3/26	Ole Miss	L, 7-1
3/26	Ole Miss	L, 2-1
3/27	Lipscomb	L, 5-1
3/27	Lipscomb	W, 6-4
3/29	* Eastern Kentucky	W, 2-1
3/29	* Eastern Kentucky	W, 4-2
3/30	* Eastern Kentucky	L, 4-2
4/1	Saint Louis	L, 1-0
4/1	Saint Louis	L, 5-4
4/2	Middle Tennessee	L, 4-1
4/2	Middle Tennessee	L, 9-0
4/5	* Eastern Illinois	W, 3-2
4/5	* Eastern Illinois	W, 8-0
4/8	at Southern Illinois	L, 4-1
4/8	at Southern Illinois	L, 8-0
4/9	at Saint Louis	L, 4-1
4/9	at Saint Louis	L, 2-0
4/12	* at Morehead State	W, 3-0
4/12	* at Morehead State	W, 4-0
4/13	* at Morehead State	W, 11-0
4/15	* at Austin Peay	W, 5-4
4/15	* at Austin Peay	L, 3-2
4/18	* Tennessee Tech	L, 3-2
4/18	* Tennessee Tech	L, 7-6
4/19	* Tennessee Tech	L, 10-1
4/22	* Austin Peay	W, 4-0
4/26	* at Southeast Missouri	L, 3-0
4/26	* at Southeast Missouri	L, 5-4
4/27	* at Southeast Missouri	W, 5-1
	5-vs. Eastern Illinois	L, 6-3
	5-vs. Southeast Missouri	L, 4-3

2016 UT MARTIN SOFTBALL GUIDE

2004

Donley Canary

Overall: 40-21 • OVC: 18-7

Date	Team	Result
2/14	1-vs. Indiana State	L, 3-2
2/14	1-vs. Tulsa	L, 7-2
2/21	2-IPFW	W, 1-0
2/21	2-East Tennessee State	W, 3-2
2/21	2-Saint Louis	W, 2-1
2/22	2-Oakland	W, 9-8
2/22	2-Indiana State	L, 6-2
2/27	3-at Chattanooga	W, 5-2
2/27	3-vs. Marshall	L, 10-6
2/28	3-vs. Wisconsin	L, 11-6
2/28	3-vs. North Texas	W, 5-1
2/29	3-vs. Buffalo	W, 2-1
3/6	4-vs. Kent State (3/6)	L, 9-5
3/6	4-vs. Iowa State (3/6)	W, 5-4
3/7	4-at Louisville (3/7)	L, 12-2
3/14	5-vs. Lafayette	W, 7-0
3/14	5-vs. Fairleigh Dickinson	W, 5-3
3/15	5-vs. Yale	W, 3-2
3/15	5-vs. Columbia	W, 4-0
3/18	5-vs. Iona	W, 9-0
3/18	5-vs. Fairfield	W, 15-14
3/19	5-vs. Fairfield	L, 7-2
3/19	5-vs. Colgate	W, 3-2
3/27	* Samford	W, 6-0
3/27	* Samford	L, 1-0
3/27	* Samford	W, 3-0
4/1	Southern Illinois	L, 10-0
4/1	Southern Illinois	L, 6-2
4/3	* Tennessee Tech	L, 3-0
4/3	* Tennessee Tech	L, 2-0
4/4	* Tennessee Tech	W, 3-2
4/6	at Saint Louis	L, 5-4
4/6	at Saint Louis	L, 9-8
4/9	* at Jacksonville State	L, 10-2
4/9	* at Jacksonville State	W, 8-6
4/10	* at Jacksonville State	W, 6-3
4/14	Belmont	W, 2-0
4/14	Belmont	W, 7-0
4/17	* at Eastern Kentucky	W, 2-0
4/17	* at Eastern Kentucky	L, 4-3
4/18	* at Eastern Kentucky	L, 6-3
4/21	* Eastern Illinois	W, 9-2
4/21	* Eastern Illinois	W, 2-1
4/24	* at Tennessee State	W, 3-0
4/24	* at Tennessee State	W, 3-1
4/25	* at Tennessee State	W, 4-3
4/27	* at Southeast Missouri	L, 5-4
4/27	* at Southeast Missouri	W, 3-2
4/28	* at Eastern Illinois	W, 3-2
5/2	* Morehead State	W, 8-0
5/2	* Morehead State	W, 10-1
5/4	Mid-Continent	W, 3-0
5/4	Mid-Continent	W, 10-1
5/8	* Austin Peay	W, 4-1
5/8	* Austin Peay	W, 8-3
5/9	* Austin Peay	W, 10-2
5/13	6-vs. Southeast Missouri	W, 9-6
5/14	6-at Eastern Kentucky	L, 8-0
5/15	6-vs. Jacksonville State	W, 5-2
5/15	6-at Eastern Kentucky	W, 2-1
5/15	6-at Eastern Kentucky	L, 4-3

1-Ole Miss Tournament
 2-Hospitality House Classic, Martin, Tenn.
 3-UT Chattanooga Frost Classic, Chattanooga, Tenn.
 4-Louisville Invitational, Louisville, Ky.
 5-Rebel Spring Games, Kissimmee, Fla.
 6-Ohio Valley Conference Tournament, Richmond, Ky.

2005

Donley Canary

Overall: 33-22 • OVC 15-11

Date	Team	Result
2/12	1-vs. Southern Miss	L, 6-1
2/12	1-vs. Illinois State	L, 9-0
2/12	1-vs. Louisiana-Monroe	L, 4-3
2/19	2-Butler	W, 9-0
2/29	2-Belmont	W, 9-0
2/19	2-Indiana State	L, 5-2
2/26	3-vs. Drexel	W, 7-1
2/26	3-vs. Georgia State	W, 2-0
3/5	4-vs. Indiana	W, 2-1
3/5	4-vs. Buffalo	W, 6-1
3/5	4-at Western Kentucky	L, 8-7
3/6	4-at Western Kentucky	W, 4-3
3/6	4-vs. Indiana	W, 4-3
3/13	5-vs. Bradley	W, 3-0
3/13	5-at Rider	W, 5-0
3/14	5-vs. Youngstown	L, 3-1
3/15	5-vs. Yale	W, 3-1
3/15	5-vs. Butler	W, 7-0
3/16	5-vs. Cleveland State	W, 8-4
3/19	* Southeast Missouri	W, 5-2
3/19	* Southeast Missouri	W, 2-0
3/20	* Southeast Missouri	L, 6-3
3/25	* at Tennessee State	W, 9-3
3/25	* at Tennessee State	W, 3-0
3/26	* at Tennessee State	W, 9-0

3/30	at Mississippi Valley State	W, 3-2
3/30	at Mississippi Valley State	W, 7-2
4/2	* Tennessee Tech	W, 2-1
4/2	* Tennessee Tech	L, 8-3
4/3	* Tennessee Tech	W, 2-1
4/9	* Morehead State	L, 1-0
4/9	* Morehead State	W, 6-3
4/10	* Morehead State	W, 3-1
4/14	Mississippi Valley State	W, 8-0
4/14	Mississippi Valley State	L, 3-1
4/16	* at Eastern Kentucky	L, 3-0
4/16	* at Eastern Kentucky	L, 7-4
4/17	* at Eastern Kentucky	W, 7-2
4/19	at Saint Louis	L, 1-0
4/19	at Saint Louis	L, 3-2
4/21	* Austin Peay	W, 9-2
4/21	* Austin Peay	L, 5-0
4/23	* Jacksonville State	L, 11-2
4/23	* Jacksonville State	L, 8-0
4/24	* Jacksonville State	L, 5-4
5/2	* at Samford	L, 1-0
5/2	* at Samford	W, 4-0
5/3	* at Samford	L, 3-2
5/7	* at Eastern Illinois	W, 3-0
5/7	* at Eastern Illinois	W, 2-1
5/8	* at Eastern Illinois	W, 7-0
5/12	6-vs. Southeast Missouri	W, 3-2
5/12	6-at Jacksonville State	L, 11-4
5/13	6-vs. Eastern Kentucky	W, 8-0
5/13	6-vs. Southeast Missouri	L, 4-1

1-Ole Miss Invitational, Oxford, Miss.
 2-Hospitality House Classic, Martin, Tenn.
 3-GSU First Pitch Classic, Atlanta, Ga.
 4-Western Kentucky Classic, Bowling Green, Ky.
 5-Rebel Spring Games, Kissimmee, Fla.
 6-Ohio Valley Conference Tournament, Jacksonville, Ala.

2006

Donley Canary

Overall: 35-26-1 • OVC: 15-12

Date	Team	Result
2/11	1-vs. Southern	W, 5-2
2/11	1-vs. Jackson State	W, 15-9
2/11	1-at Southeastern Louisiana	W, 5-2
2/12	1-vs. Alcorn State	W, 6-0
2/12	1-vs. Northern Colorado	W, 7-2
2/22	at Evansville	L, 13-0
2/22	at Evansville	L, 4-2
2/25	2-at Middle Tennessee	W, 6-2
2/25	2-vs. Lipscomb	L, 8-3
2/26	2-vs. Syracuse	L, 6-3
2/26	2-vs. Loyola-Chicago	W, 12-0
2/28	Middle Tennessee	L, 6-4
2/28	Middle Tennessee	T, 1-1
3/3	3-vs. North Florida	L, 8-7
3/3	3-vs. Indiana	L, 5-2
3/4	3-at Chattanooga	L, 5-2
3/5	3-vs. Middle Tennessee	W, 5-4
3/5	3-vs. Bradley	L, 4-2
3/12	4-vs. Dayton	W, 5-1
3/12	4-vs. Colgate	W, 3-2
3/13	4-vs. Wagner	W, 2-1
3/13	4-vs. Army	W, 8-2
3/14	4-vs. Maine	W, 4-0
3-14	4-vs. George Washington	W, 2-1
3/15	4-vs. Fairleigh-Dickinson	W, 3-0
3/15	4-vs. Butler	L, 3-2
3/18	* Eastern Illinois	L, 4-2
3/18	* Eastern Illinois	W, 4-3
3/19	* Eastern Illinois	L, 4-0
3/23	* Austin Peay	W, 3-2
3/23	* Austin Peay	W, 4-1
3/25	* at Southeast Missouri	W, 2-1
3/25	* at Southeast Missouri	L, 2-1
3/26	* at Southeast Missouri	L, 3-1
3/29	at Southern Illinois	L, 3-0
3/29	at Southern Illinois	L, 6-3
4/1	* Tennessee State	W, 6-1
4/1	* Tennessee State	W, 10-2
4/2	* Tennessee State	W, 2-1
4/5	Memphis	W, 6-2
4/5	Memphis	W, 1-0
4/8	* at Tennessee Tech	L, 9-1
4/8	* at Tennessee Tech	L, 5-2
4/9	* at Tennessee Tech	L, 4-0
4/12	Saint Louis	W, 3-0
4/12	Saint Louis	W, 1-0
4/14	* at Morehead State	W, 3-0
4/14	* at Morehead State	W, 5-1
4/15	* at Morehead State	W, 7-2
4/20	* at Austin Peay	L, 2-1
4/22	* Eastern Kentucky	W, 1-0
4/22	* Eastern Kentucky	W, 1-0
4/23	* Eastern Kentucky	W, 7-1
4/29	* at Jacksonville State	L, 6-4
4/29	* at Jacksonville State	L, 4-1
4/30	* at Jacksonville State	L, 3-2
5/2	at Saint Louis	W, 6-2
5/6	* Samford	W, 5-2
5/6	* Samford	W, 2-0
5/7	* Samford	L, 3-1
5/11	5-Southeast Missouri	L, 3-0

5/12	5-Jacksonville State	L, 9-2
------	----------------------	--------

1-Southeast Louisiana Tournament, Hammond, La.
 2-MTSU Invitational, Murfreesboro, Tenn.
 3-UT Chattanooga Frost Classic, Chattanooga, Tenn.
 4-Rebel Spring Games, Kissimmee, Fla.
 5-Ohio Valley Conference Tournament, Cookeville, Tenn.

2007

Donley Canary

Overall: 30-33 • OVC: 14-12

Date	Team	Result
2/9	1-vs. Troy	L, 5-2
2/10	1-at Southeastern Louisiana	L, 4-2
2/10	1-vs. Louisiana-Monroe	W, 5-4
2/10	1-vs. Mississippi Valley State	W, 9-4
2/11	1-vs. Southern	W, 9-1
2/21	vs. Mid-Continent	W, 7-0
2/21	vs. Mid-Continent	W, 10-0
2/23	2-vs. Colgate	W, 8-0
2/23	2-at Northwestern State	L, 4-2
2/24	2-vs. Alcorn State	W, 14-3
2/24	2-vs. No.14 Louisiana-Lafayette	L, 5-0
2/25	2-at Northwestern State	W, 7-5
2/25	2-vs. No. 9 Louisiana-Lafayette	L, 9-1
3/2	3-vs. Illinois-Chicago	L, 1-0
3/3	3-vs. Mississippi State	L, 6-5
3/3	3-at Chattanooga	L, 7-1
3/4	3-vs. Toledo	W, 13-8
3/4	3-vs. Oakland University	W, 7-4
3/9	vs. Dakota Wesleyan	W, 9-0
3/10	at Loyola Marymount	L, 6-5
3/10	at Loyola Marymount	L, 4-2
3/11	at San Diego	L, 5-3
3/11	at San Diego	L, 4-3
3/12	at Northridge	W, 5-3
3/12	at Northridge	L, 2-0
3/17	* at Eastern Kentucky	L, 4-3
3/17	* at Eastern Kentucky	L, 5-3
3/18	* at Eastern Kentucky	W, 4-0
3/20	Bradley	L, 1-0
3/24	* Tennessee Tech	L, 6-4
3/24	* Tennessee Tech	L, 6-3
3/25	* Tennessee Tech	W, 2-1
3/28	at Memphis	L, 7-4
3/28	at Memphis	L, 2-1
3/31	* Morehead State	W, 1-0
3/31	* Morehead State	L, 4-1
4/1	* Morehead State	W, 2-1
4/4	Saint Louis	W, 3-1
4/4	Saint Louis	W, 3-0
4/6	* at Samford	L, 3-1
4/6	* at Samford	L, 5-3
4/7	* at Samford	W, 7-2
4/10	* Austin Peay	W, 1-0
4/10	* Austin Peay	W, 7-6
4/15	* at Eastern Illinois	W, 5-0
4/15	* at Eastern Illinois	W, 4-3
4/18	No. 20 Southern Illinois	L, 4-0
4/18	No. 20 Southern Illinois	L, 9-0
4/21	* Southeast Missouri	L, 3-1
4/21	* Southeast Missouri	W, 4-2
4/22	* Southeast Missouri	L, 6-5
4/24	Central Arkansas	L, 4-1
4/24	Central Arkansas	W, 5-2
4/26	* at Austin Peay	W, 3-1
4/28	* Jacksonville State	L, 7-4
4/28	* Jacksonville State	L, 6-3
4/29	* Jacksonville State	L, 7-3
5/5	* at Tennessee State	W, 4-3
5/5	* at Tennessee State	W, 3-0
5/6	* at Tennessee State	W, 4-0
5/10	4-vs. Eastern Kentucky	W, 4-0
5/10	4-vs. Tennessee Tech	L, 6-0
5/11	4-vs. Samford	L, 1-4

1-Southeastern Louisiana Lion Classic, Hammond, La.
 2-Northwestern State Invitational, Natchitoches, La.
 3-UT Chattanooga Frost Classic, Chattanooga, Tenn.
 4-Ohio Valley Conference Tournament, Cookeville, Tenn.

2008

Donley Canary

Overall: 28-27 • OVC: 10-12

Date	Team	Result
2/9	1-vs. Lipscomb	W, 4-3
2/9	1-at Georgia State	L, 3-4 (8)
2/10	1-vs. No. 17 Georgia Tech	L, 0-2
2/10	1-at Georgia State	L, 6-0
2/16	2-vs. Saint Louis	W, 4-3
2/16	2-vs. Alcorn State	W, 4-0
2/16	2-vs. Southern	L, 7-9
2/23	3-at Middle Tennessee	L, 1-5
2/23	3-vs. No. 30 Southern Illinois	L, 14-1
2/24	3-vs. Belmont	W, 3-1
2/24	3-at Middle Tennessee	W, 4-2
3/1	4-vs. Dartmouth	W, 6-5
3/1	4-vs. Ball State	W, 4-3
3/1	4-vs. Indiana State	W, 3-1
3/2	4-vs. Minnesota	L, 0-6
3/2	4-vs. Northern Iowa	L, 10-2
3/8	5-vs. Sacred Heart	L, 3-4
3/8	5-vs. IPFW	W, 9-0

3/9	5-vs. Yale	W, 8-3
3/9	5-vs. Pennsylvania	L, 1-4
3/10	5-vs. Monmouth	L, 2-3
3/10	5-vs. Monmouth	W, 1-0
3/11	5-vs. Butler	W, 3-1
3/11	5-vs. Pennsylvania	L, 4-6
3/15	* at Morehead State	W, 3-2 (9)
3/21	* at Jacksonville State	L, 2-5
3/21	* at Jacksonville State	L, 0-8
3/22	* at Jacksonville State	L, 3-6
3/25	* at Austin Peay	W, 14-3
3/25	* at Austin Peay	W, 8-3
3/29	* Eastern Illinois	L, 4-5 (10)
4/2	Evansville	L, 1-5
4/6	* at Tennessee Tech	L, 0-3
4/6	* at Tennessee Tech	W, 2-1 (9)
4/9	Memphis	L, 4-6
4/9	Memphis	L, 2-5
4/12	* Eastern Kentucky	L, 5-16
4/12	* Eastern Kentucky	L, 2-7
4/13	* Eastern Kentucky	L, 0-1
4/16	Middle Tennessee	W, 5-1
4/16	Middle Tennessee	W, 1-0
4/19	* Tennessee State	W, 2-0
4/19	* Tennessee State	W, 6-4
4/20	* Tennessee State	W, 3-2
4/22	at Southern Illinois	W, 2-1
4/22	at Southern Illinois	W, 4-3
4/24	* Austin Peay	W, 2-1
4/26	* at Southeast Missouri	L, 5-6 (8)
4/26	* at Southeast Missouri	W, 5-2
4/27	* at Southeast Missouri	W, 7-5
4/29	Mid-Continent	W, 13-2
4/29	Mid-Continent	W, 10-0
5/3	* Samford	L, 3-5
5/3	* Samford	L, 1-2
5/4	* Samford	L, 1-2

1-GSU First Pitch Classic, Atlanta, Ga.
 2-Southeastern Louisiana Lion Classic, Hammond, La.
 3-MTSU Invitational, Murfreesboro, Tenn.
 4-Hospitality House Classic, Martin, Tenn.
 5-Rebel Spring Games, Kissimmee, Fla.

2009

Donley Canary

Overall: 38-24 • OVC: 13-10

Date	Team	Result
2/7	1- Akron	W 3-1
2/7	1- Alabama State	W 8-2
2/8	1- Akron	W 11-2 (6)
2/8	1- Alabama State	W 7-2
2/13	2- Mississippi Valley State	L 1-0
2/13	2- Southern	W 9-1 (6)
2/14	2- North Dakota State	L 5-1 (8)
2/14	2- Jackson State	W 12-1 (5)
2/15	2- Southeastern Louisiana	W 3-1
2/21	3- UT Arlington	L 5-3 (8)
2/21	3- Houston Baptist	W 9-3
2/22	3- Texas Southern	W 10-2 (6)
2/22	3- Missouri-Kansas City	W 11-1 (5)
2/27	4- Radford	W 9-1 (6)
2/27	4- Rhode Island	W 2-1
3/6	5- Winthrop	L 3-1
3/6	5- Toledo	W 2-1
3/7	5- Mercer	W 6-3
3/7	5- Western Kentucky	L 4-1
3/8	5- Florida A&M	W 3-1
3/10	*at Georgia Tech (2)	L 2-1, L 7-5
3/14	*Morehead State	W 3-2 (8)
3/15	*Morehead State	W 13-0 (5)
3/15	*Morehead State	L 3-1 (10)
3/18	at Evansville	W 5-1
3/18	at Evansville	L 1-0
3/21	*at Eastern Illinois	L 2-1 (8)
3/21	*at Eastern Illinois	L 5-4
3/22	*at Eastern Illinois	L 2-1 (10)
3/29	*Jacksonville State	L 6-3
3/29	*Jacksonville State	L 7-1
4/1	at Memphis	L 7-2
4/1	at Memphis	L 5-4 (9)
4/4	*at Tennessee State	L 5-4 (8)
4/4	*at Tennessee State	W 11-3 (5)
4/5	*at Tennessee State	W 4-2
4/8	*Austin Peay	W 5-2
4/8	*Austin Peay	W 3-1
4/10	*Southeast Missouri	W 5-2
4/10	*Southeast Missouri	W 3-1
4/11	*Southeast Missouri	L 4-3
4/15	No. 24 Southern Illinois	W 10-4
4/18	SIU Edwardsville	W 5-2
4/18	SIU Edwardsville	L 3-0
4/21	at Belmont	W 11-2
4/21	at Belmont	W 7-4
4/23	*at Austin Peay	W 4-3 (9)
4/25	*Tennessee Tech	W 7-4
4/25	*Tennessee Tech	L 4-1
4/26	*Tennessee Tech	W 5-0
5/2	*at Eastern Kentucky	W 7-2
5/2	*at Eastern Kentucky	W 5-0.
5/3	*at Eastern Kentucky	L 4-2
5/7	(5) Tennessee Tech	L 1-0
5/8	6- (3) Morehead State	W 5-0 (8)

5/8	6- (1) Jacksonville State	W 2-0
5/9	6- (5) Tennessee Tech	W 4-2
5/9	6- (2) Southeast Missouri	W 3-2 (8)
5/9	6- (2) Southeast Missouri	W 4-1
5/15	7- No. 6/7 Arizona	L 9-3
5/16	7- Purdue	L 6-2

1-Alabama State Homet Invitational, Montgomery, Ala.
 2-Southeastern Louisiana Lion Classic, Hammond, La.
 3-UT Arlington Maverick Classic, Dallas, Texas
 4-Chattanooga Frost Classic, Chattanooga, Tenn.
 5-Georgia Tech Buzz Classic, Atlanta, Ga.
 6-OVC Tournament, Jacksonville, Ala.
 7-NCAA Louisville Regional

2010

Donley Canary

Overall: 41-11 • OVC: 22-3

Date	Team	Result
2/19	2-Grambling	W 9-0 (5)
2/19	2-Mississippi Valley	W 8-3
2/20	2-Saint Louis	W 9-0 (5)
2/20	2-Jackson State	W 6-4
2/21	2-Southeastern Louisiana	W 8-3
2/26	3-Georgetown	W 9-1 (5)
2/26	3-Central Conn. St.	W 6-2
2/27	3-East Tennessee State	W 5-2
2/27	3-Oakland University	W 7-0
2/28	3-Ball State	L 5-0
3/5	4-Bowling Green	W 7-3
3/5	4-Kennesaw State	L 5-3
3/6	4-Winthrop	L 5-3
3/6	4-Mississippi	W 7-6 (9)
3/7	4-Western Kentucky	W 5-3
3/14	5-Marist	W 13-0 (5)
3/14	5-Manhattan	W 4-0
3/15	5-Army	W 10-1 (5)
3/15	5-St. Peter's	W 14-5 (5)
3/16	5-Akron	W 4-2
3/16	5-Fairleigh Dickinson	W 9-0
3/20	*Eastern Kentucky	W 4-2
3/20	*Eastern Kentucky	W 1-0
3/24	at Southern Illinois	W 4-2
3/24	at Southern Illinois	L 9-3
3/27	*Austin Peay	W 6-1
3/27	*Austin Peay	W 5-0
3/28	*Austin Peay	W 10-3
3/30	*Murray State	W 6-0
3/30	*Murray State	W 11-3 (5)
4/2	*at Jacksonville State	L 7-5
4/2	*at Jacksonville State	L 10-2 (5)
4/3	*at Jacksonville State	W 9-6
4/10	*at Tennessee Tech	W 9-1 (5)
4/10	*at Tennessee Tech	W 3-2
4/11	*at Tennessee Tech	L 6-0
4/13	Belmont	W 8-0 (5)
4/13	Belmont	W 2-1
4/14	*at Murray State	W 8-0
4/17	*Eastern Illinois	W 3-1
4/17	*Eastern Illinois	W 4-1
4/18	*Eastern Illinois	W 7-4
4/22	at Middle Tennessee	L 2-0
4/22	at Middle Tennessee	L 7-3
4/25	*Tennessee State	W 7-0
4/25	*Tennessee State	W 9-0 (5)
4/27	Evansville	W 7-2
4/27	Evansville	W 8-7 (8)
5/1	*at SE Missouri State	W 4-3 (8)
5/2	*at SE Missouri State	W 5-1
5/2	*at SE Missouri State	W 2-0
5/8	*at Morehead State	W 5-4
5/8	*at Morehead State	W 3-1
5/9	*at Morehead State	W 3-1
5/13	6-Eastern Illinois	W 3-2
5/14	6-Jacksonville State	L 5-4
5/15	6-Tennessee Tech	W 2-1
5/15	6-Jacksonville State	L 10-1 (5)

2-Southeastern Louisiana Lion Classic, Hammond, La.
 3-Chattanooga Frost Classic, Chattanooga, Tenn.
 4-Georgia Tech Buzz Classic, Atlanta, Ga.
 5-Rebel Spring Games, Kissimmee, Fla.
 6-Ohio Valley Conference Tournament, Martin, Tenn.

2011

Donley Canary

Overall: 34-24 • OVC: 19-10

Date	Team	Result
2/12	1-Jackson State	L 4-2
2/12	1-Southeastern Louisiana	L 4-2
2/12	1-UMKC	W 3-2 (8)
2/13	1-Saint Louis	W 11-3 (5)
2/18	2-Southeastern Louisiana	L 7-5
2/18	2-Evansville	W 5-1
2/19	2-Ohio State	W 7-6
2/19	2-Chattanooga	L 4-3 (8)
2/25	3-Northern Iowa	W 2-0
2/25	3-Toledo	W 11-2 (5)
2/26	3-East Tennessee State	L 5-4
2/26	3-IUPUI	W 6-0
2/27	3-Chattanooga	L 8-2
3/4	4-Colgate	W 2-1 (9)
3/4	4-Florida Gulf Coast	W 1-0 (8)

3/5	4-Saint Francis	W 5-2
3/5	4-Dartmouth	L 4-3
3/6	4-St. John's	L 9-7
3/12	*Murray State	W 6-5 (10)
3/12	*Murray State	W 3-0
3/13	*Murray State	W 14-6 (5)
3/17	at Evansville	L 7-6 (8)
3/17	at Evansville	W 7-3
3/19	*at Tennessee State	W 6-4
3/19	*at Tennessee State	W 12-4
3/20	*at Tennessee State	W 6-3
3/22	*Austin Peay	L 7-6 (9)
3/22	*Austin Peay	W 6-0
3/26	*at Eastern Kentucky	W 8-7
3/26	*at Eastern Kentucky	L 9-4
3/30	*at Southeast Missouri	L 5-4
3/30	*at Southeast Missouri	W 7-1
4/2	at No. 2 Georgia	L 6-1
4/3	at No. 2 Georgia	L 6-0
4/7	*Southeast Missouri	W 7-2
4/9	*Morehead State	W 1-0
4/9	*Morehead State	W 6-3
4/10	*Morehead State	W 6-2
4/12	*at Austin Peay	L 5-2
4/14	Southern Illinois	L 6-0
4/16	*at Eastern Illinois	L 4-1
4/16	*at Eastern Illinois	L 2-1
4/17	*at Eastern Illinois	L 5-4
4/19	at Belmont	W 11-0 (5)
4/19	at Belmont	W 8-2
4/22	*Jacksonville State	W 3-1
4/22	*Jacksonville State	L 9-1 (6)
4/23	*Jacksonville State	W 8-0 (5)
4/30	*at SIU Edwardsville	L 10-2 (6)
4/30	*at SIU Edwardsville	W 5-3
5/1	*at SIU Edwardsville	W 2-1
5/7	*Tennessee Tech	L 5-4
5/7	*Tennessee Tech	W 3-2
5/8	*Tennessee Tech	W 1-0
5/12	5-Murray State	L 3-2
5/13	5-SIU Edwardsville	W 2-0
5/13	5-Murray State	W 3-2
5/13	5-Eastern Illinois	L 9-3

1-Southeast Louisiana Classic, Hammond, La.
 2-South Alabama Classic, Mobile, Ala.
 3-Frost Classic (Lipscomb), Nashville, Tenn.
 4-Florida Gulf Coast Tournament, Fort Meyers, Fla.
 5-OVC Tournament, Charleston, Ill.

2012

Donley Canary

Overall: 39-22 • OVC: 23-6

Date	Team	Result
2/10	1-Kansas	W 6-4
2/10	1-Northern Colorado	L 8-6
2/11	1-Nicholls State	W 5-3
2/11	1-Northern Illinois	L 7-5
2/12	1-Southern	W 9-1 (6)
2/17	2-Saint Louis	W 3-0
2/17	2-Florida Gulf Coast	L 6-0
2/18	2-Binghamton	W 7-4
2/18	2-Delaware	W 9-1 (5)
2/19	2-Boston College	L 7-1
2/24	3-Niagara	W 6-3
2/24	3-Purdue	L 12-5
2/25	3-East Tennessee State	L 5-1
2/25	3-Valparaiso	L 8-4
2/26	3-Cleveland State	W 4-1
3/2	4-UNC-Greensboro	W 3-2
3/2	4-Kennesaw State	L 2-1
3/3	4-No. 25 Georgia Tech	L 8-6 (8)
3/4	4-Western Carolina	W 5-4
3/10	*SIU Edwardsville	W 9-3
3/10	*SIU Edwardsville	W 7-6
3/11	*SIU Edwardsville	W 4-3
3/14	at Memphis	L 3-1
3/17	*at Tennessee Tech	W 6-0
3/17	*at Tennessee Tech	W 6-0
3/18	*at Tennessee Tech	W 4-3
3/21	*Southeast Missouri	W 5-4 (9)
3/21	*Southeast Missouri	W 2-1
3/24	*at Murray State	L 4-1
3/24	*at Murray State	L 3-2
3/25	*at Murray State	W 4-2
3/27	Belmont	W 3-1
3/29	*at Southeast Missouri	W 3-2
3/31	*Tennessee State	W 10-1
3/31	*Tennessee State	W 5-3
4/1	*Tennessee State	W 9-1
4/4	*at Austin Peay	W 7-3
4/4	*at Austin Peay	W 5-4
4/6	*Eastern Kentucky	W 4-2
4/6	*Eastern Kentucky	W 7-3
4/7	*Eastern Kentucky	L 7-2
4/10	at Southern Illinois	W 8-7 (8)
4/12	*Austin Peay	W 1-0 (8)
4/14	at Arkansas	L 6-4
4/14	at Arkansas	L 4-2
4/17	Arkansas-Pine Bluff	W 9-1
4/22	*at Morehead State	W 5-1
4/22	*at Morehead State	W 5-1
4/25	at Middle Tennessee State	L 4-3

4/28	*Eastern Illinois	W 5-1
4/28	*Eastern Illinois	L 9-4
4/29	*Eastern Illinois	W 5-4
5/5	*at Jacksonville State	W 4-1 (8)
5/5	*at Jacksonville State	L 6-3
5/6	*at Jacksonville State	L 10-2
5/10	5-Murray State	W 7-1
5/11	5-Tennessee Tech	L 3-1
5/11	5-Tennessee Tech	W 6-2
5/18	6-No. 2 Alabama	L 5-1
5/19	6-Georgia Tech	L 9-1

1-Southeast Louisiana Classic, Hammond, La.
 2-Florida Gulf Coast Tournament - Ft. Myers, Fla.
 3-Frost Classic - Chattanooga
 4-Buzz Classic - Atlanta, Ga.
 5-OVC Tournament - Martin, Tenn.

2013

Donley Canary

Overall: 37-20 • OVC: 14-10

Date	Team	Result
2/8	1-Louisiana Tech	W 7-2
2/8	1-at Southeastern Ia.	L 2-0
2/9	1-Saint Louis	W 3-2
2/9	1-Delaware	L 7-2
2/16	2-Mercer	W 11-10
2/16	2-Ball State	L 2-0
2/17	2-Kennesaw State	W 5-4
2/17	2-UAB	W 2-0
2/22	3-Middle Tennessee	W 7-2
2/22	3-Miss. Valley St.	W 5-1
2/23	3-McNeese State	L 7-2
2/23	3-at Ole Miss	L 9-8
2/24	3-Drake	L 7-3
3/4	4-Drake	W 1-0
3/4	4-Holy Cross	W 5-0
3/5	4-Saint Francis	W 2-0
3/5	4-Detroit	W 11-2
3/7	4-Penn	W 1-0
3/7	4-Penn	W 5-2
3/8	4-South Dakota	L 5-2
3/8	4-Niagara	W 6-1
3/13	Ole Miss	W 1-0
3/16	*at SIU Edwardsville	L 8-6
3/16	*at SIU Edwardsville	W 7-4
3/20	Trevecca	W 6-1
3/23	*at Tennessee State	L 4-2
3/23	*at Tennessee State	W 13-0
3/24	*at Belmont	W 8-2
3/24	*at Belmont	W 11-5
3/29	*Austin Peay	W 8-5
3/29	*Austin Peay	W 4-3
3/30	*Austin Peay	W 5-2
4/3	Evansville	W 12-4
4/3	Evansville	W 9-7
4/6	*at Tennessee Tech	W 9-1
4/6	*at Tennessee Tech	L 3-0
4/7	*at Jacksonville State	L 7-6
4/7	*at Jacksonville State	W 7-6
4/10	Southern Illinois	W 5-4
4/13	*Murray State	W 1-0
4/13	*Murray State	L 4-1
4/14	*Murray State	L 3-2
4/20	*Morehead State	L 4-0
4/20	*Morehead State	W 5-3
4/21	*Eastern Kentucky	L 4-1
4/21	*Eastern Kentucky	L 5-3
4/24	Memphis	L 4-2
4/28	*Eastern Illinois	L 2-1
4/28	*Eastern Illinois	W 2-1
5/4	*at Southeast Missouri	W 11-9
5/4	*at Southeast Missouri	W 14-5
5/8	5-Murray State	L 2-1
5/10	5-Morehead State	W 5-2
5/11	5-SIU Edwardsville	W 7-1
5/11	5-Eastern Kentucky	W 4-3
5/12	5-Murray State	W 5-4
5/12	5-Jacksonville State	L 2-0

1-Southeast Louisiana Classic - Hammond, La.
 2-Kennesaw State Tournament - Atlanta, Ga.
 3-Ole Miss Tournament - Oxford, Miss.
 4-Rebel Spring Games - Orlando, Fla.
 5-OVC Tournament - Charleston, Ill.

2014

Donley Canary

Overall: 27-27-1 • OVC: 14-10

Date	Team	Result
2/7	1-Louisiana Tech	L 8-3
2/8	1-Houston Baptist	W 4-2
2/8	1-Wichita State	L 8-7
2/9	1-Jackson State	L 4-2
2/15	2-Georgia State	W 9-7
2/15	2-Indiana	W 7-1
2/16	2-Bowling Green	T 6-6
2/16	2-Georgia Tech	L 8-5
2/21	3-Buffalo	L 6-4
2/22	3-Northern Colorado	W 1-0
2/22	3-Saint Louis	L 2-1
2/23	3-Ole Miss	L 3-2
3/1	4-Princeton	W 4-0

3/1	4-Stetson	L 2-1
3/2	4-College of Charleston	L 4-1
3/4	at Bethune-Cookman	W 8-0
3/4	at Bethune-Cookman	L 8-6
3/7	5-Colgate	W 7-1
3/7	5-Western Carolina	W 2-0
3/8	5-Troy	L 8-7
3/11	Saint Louis	W 7-2
3/11	Saint Louis	L 4-3
3/15	*at Murray State	W 6-1
3/15	*at Murray State	W 4-3
3/22	*at Morehead State	W 11-7
3/22	*at Morehead State	W 9-4
3/23	*at Eastern Kentucky	L 5-0
3/23	*at Eastern Kentucky	L 12-4
3/25	Ole Miss	W 3-2
3/30	*SIUE	L 7-2
3/30	*SIUE	W 9-2
4/2	at Evansville	W 3-0
4/2	at Evansville	W 5-2
4/5	*Tennessee State	W 6-5
4/5	*Tennessee State	W 4-3
4/6	*Belmont	W 3-1
4/6	*Belmont	W 2-1
4/9	at Memphis	W 2-0
4/12	*at Eastern Illinois	L 1-0
4/12	*at Eastern Illinois	L 1-0
4/13	*at Eastern Illinois	L 4-0
4/18	*Tennessee Tech	L 6-2
4/18	*Tennessee Tech	W 3-1
4/19	*Jacksonville State	L 3-0
4/19	*Jacksonville State	L 7-5
4/22	Middle Tennessee	L 2-0
4/24	at Southern Illinois	L 9-0
4/26	*Southeast Missouri	W 6-1
4/26	*Southeast Missouri	W 12-6
5/3	*at Austin Peay	W 6-5
5/3	*at Austin Peay	W 9-0
5/4	*at Austin Peay	L 6-3
5/7	6-Eastern Illinois	L 6-4
5/8	6-Tennessee Tech	L 5-3

1-Louisiana Tech Tournament - Ruston, La.
 2-Georgia State Tournament - Atlanta, Ga.
 3-Ole Miss Tournament - Oxford, Miss.
 4-UCF Tournament - Orlando, Fla.
 5-UCF Tournament - Orlando, Fla.
 6-OVC Tournament - Jacksonville, Ala.

2015

Donley Canary

Overall: 24-26 • OVC: 9-15

Date	Team	Result
2/6	1-Nebraska-Omaha	W 7-3
2/6	1-UT Arlington	L 8-0
2/7	1-Alcorn State	W 9-0
2/7	1-Southeastern Louisiana	W 6-1
2/8	1-Nicholls State	L 3-2
2/13	2-Lamar	W 4-1
2/13	2-Ilinois	W 6-5
2/14	2-Louisiana Tech	L 7-3
2/14	2-Mississippi State	L 4-2
2/22	3-Southeastern Louisiana	W 6-0
2/27	3-Arkansas	L 8-7
2/28	3-Southeast Missouri	W 2-1
3/1	3-Saint Louis	L 4-2
3/6	4-UT Arlington	L 12-2
3/6	4-Texas Tech	W 4-3
3/7	4-UT Arlington	W 9-0
3/7	4-Texas Tech	L 13-9
3/8	4-Utah Valley	L 10-8
3/17	*at Southeast Missouri	L 9-6
3/17	*at Southeast Missouri	W 6-3
3/18	Evansville	W 14-11
3/18	Evansville	W

SKYHAWK ATHLETICS



Above: Skyhawk rifle member Dakotah Faught notched a piece of history after appearing in back-to-back NCAA Championships along with earning All-American honors.



Above: Lester Hudson became the first Skyhawk in history to be selected in the NBA Draft when he was drafted by the Boston Celtics in 2009. A two-time OVC Male Athlete of the Year, he led the UT Martin men's basketball team to its first-ever OVC regular season championship in 2008-09. The only player in NCAA Division-I history to accumulate a quadruple-double, he has suited up for the NBA's Boston Celtics (2009-10), Memphis Grizzlies (2009-10, 2011-12), Washington Wizards (2010-11), Cleveland Cavaliers (2011-12) and Los Angeles Clippers (2014-15) since graduating from UT Martin.



Above: Skyhawk defensive lineman Montori Hughes became the 12th UT Martin football player to be drafted after going in the fifth round at pick 139 overall to the Indianapolis Colts in 2013 and first since 1996.



Above: Heather Butler became the first player in UT Martin and Ohio Valley Conference history to play in the WNBA after signing with the San Antonio Stars. She left the Skyhawks as the program and conference's all-time leading scorer with 2,865 career points, ranking 16th in NCAA history. Her 392 career 3-pointers tied the NCAA all-time record while scoring double figures in all 129 games of her career, ranking as the second longest streak in history.

Right: The 2015 UT Martin football team brought the Sgt. York Trophy back to Martin after winning the season series 3-0 against competing schools Austin Peay, Tennessee State and Tennessee Tech.



Above: The Skyhawk women's basketball team became just the sixth team in OVC history to race through the regular season with a perfect record, going 16-0 en route to the team's third regular season title in the past four years along with the program's fifth consecutive postseason appearance in the Women's NIT.


















Above: Under the direction of first-year head coach Heath Schroyer, the Skyhawk men's basketball team engineered one of the best turnarounds in college basketball. The Skyhawks ranked first in the nation with 12 road wins and advanced to the Final Four of the 2015 College Insider.com Tournament, winning their first three postseason games in Division I history.



UT MARTIN'S OVC CHAMPIONSHIPS

(since 2000)

-  **Volleyball (2001)**
-  **Volleyball (2002)****
-  **Women's Tennis (2005)**
-  **Football (2006)**
-  **Women's Tennis (2006)**
-  **Men's Basketball (2009)**
-  **Softball (2009)***
-  **Soccer (2009)**
-  **Softball (2010)**
-  **Women's Basketball (2011)***
-  **Women's Tennis (2011)**
-  **Soccer (2011)***
-  **Women's Basketball (2012)****
-  **Softball (2012)****
-  **Soccer (2012)****
-  **Women's Basketball (2013)***
-  **Soccer (2013)**
-  **Women's Basketball (2014)****
-  **Women's Basketball (2015)**

* OVC Tournament Championship
 ** Team Won OVC Regular-Season and Tournament Titles

NOTABLE ALUMNI

STARTING LINEUP

MEET THE SKYHAWKS

SEASON PREVIEW

2015 IN REVIEW

RECORD BOOK

THIS IS UT MARTIN

86



—JERRY REESE

New York Giants
Senior VP and General Manager

PAT HEAD SUMMITT -

Tennessee Lady Vols
Head Coach Emeritus



- Dr. Margaret Perry ('61) is chancellor emeritus of the University of Tennessee at Martin and was the first female head of a Tennessee four-year college or university.
- Dr. Shirley Raines ('67) is president of the University of Memphis.
- Dr. Nick Dunagan ('68) is chancellor emeritus of The University of Tennessee at Martin.
- Houston Gordon ('68) is a former UT Board of Trustees member and an attorney in Covington, Tenn.
- Dr. C. Pat Taylor ('68) is president of Southwest Baptist University in Missouri.
- Lin Dunn ('69) is the retired head coach for the Indiana Fever, winning a WNBA championship in 2012
- Leonard Hamilton ('71) is head coach of the Florida State University men's basketball team.
- Pat Summitt ('74) is head coach emeritus of the eight-time national champion Lady Vols basketball team.



—LIN DUNN

Retired Indiana Fever
Head Basketball Coach

BILL RHODES -

Auto Zone
Chairman, President and CEO



- Bill Rhodes ('87) is the chairman, president and CEO of AutoZone.
- Tasha Blakney ('96) is attorney and partner at Eldridge and Blakney, P.C., in Knoxville, Tenn.
- Trent Latta ('98) is principal and COO at Structural Affiliates International, Inc., in Nashville, Tenn.
- Dr. Amanda Raley Lowery ('02) is the first UT Martin engineering student to earn a doctoral degree and is a research associate in the Vanderbilt University Department of Biomedical Engineering.
- Dr. Christy Shaffer ('81) is president and CEO of Inspire Pharmaceuticals, Inc., in Durham, N.C.
- Stan Bell ('85) is a well-known radio personality in Memphis.
- Jerry Reese ('87, '88) is senior vice president and general manager of the NFL's New York Giants.
- Charlie Neese ('92) is a meteorologist at News Channel 5 in Nashville.



RYNE RICKMAN
SPORTS INFORMATION
DIRECTOR



ALEX BOGGIS
ASST. SPORTS INFORMATION
DIRECTOR



TOM VIA
SPORTS INFORMATION
INTERN



JAKE ROGERS
SPORTS INFORMATION
STUDENT ASSISTANT



CAYCE WAINCOTT
SPORTS INFORMATION
STUDENT ASSISTANT

RYNE RICKMAN
SPORTS INFORMATION DIRECTOR

(Men's Basketball, Baseball, Volleyball, Golf, Rodeo and Equestrian)
Office Phone: 731-881-7632
Cell Phone: 270-703-2601
E-Mail: RRICKMAN@UTM.EDU

ALEX BOGGIS
ASSISTANT SPORTS INFORMATION DIRECTOR

(Football, Women's Basketball, Softball and Cross Country)
Office Phone: 731-881-7694
Cell Phone: 618-357-1536
E-Mail: DABOGGIS@UTM.EDU

TOM VIA
SPORTS INFORMATION INTERN

(Soccer, Tennis and Rifle)
Office Phone: 731-881-7694
Cell Phone: 270-970-5099
E-Mail: TVIA@UTM.EDU

Office Fax: 731-881-7624
Web Site: www.UTMSports.com
Facebook: [/UTMSports](https://www.facebook.com/UTMSports)
Twitter: [@UTMSports](https://twitter.com/UTMSports) and [@UTM_Gameday](https://twitter.com/UTM_Gameday)
Instagram: [UTMSports](https://www.instagram.com/UTMSports)

Mailing Address:
UT Martin Sports Information
1022 Elam Center
Martin, TN 38238

INTERVIEW POLICIES

Media interviews with players and coaches are encouraged, and every effort will be made to accommodate media requests. In-person interviews are preferred. Telephone interviews can be arranged through the sports information office.

POSTGAME AVAILABILITIES

Players and coaches will be available for interviews after a brief cooling-off period at the conclusion of each game. Media will be provided full stat packages upon completion of each game. Skyhawk head coach Donley Canary and selected players will be made available upon request. Requests for players will be taken near the end of each game.

ON THE WEB

A wealth of resources for the UT Martin sports information department can be found at www.UTMSports.com. The site features updated schedules, rosters, player information, scores and statistics.

SKYHAWKS IN PRINT

The name of our institution is The University of Tennessee at Martin and if abbreviated, should be referred to as UT Martin. The University of Tennessee at Martin should be used as the first reference in a news story. UT Martin should be used in subsequent references and UTM is acceptable in headlines. Tennessee-Martin, UT-Martin, UT or Martin should never be used. The description Skyhawks should be used to represent all UT Martin athletic teams. Lady-Skyhawks or Hawks should never be used.



The screenshot shows the UT Martin Skyhawks website. The header features the team logo and name. Navigation tabs include: INSIDE ATHLETICS, FACILITIES, MEDIA RELATIONS, TICKETS, DONATE, SPIRIT/TRADITIONS, and CAMPS. A sidebar on the left lists various sports: BASEBALL, MEN'S BASKETBALL, WOMEN'S BASKETBALL, MEN'S CROSS-COUNTRY, WOMEN'S CROSS-COUNTRY/TRACK, EQUESTRIAN, FOOTBALL, GOLF, RIFLE, RODEO, SOCCER, SOFTBALL, WOMEN'S TENNIS, and VOLLEYBALL. The main content area features a large image of a softball player (Gonzales) with the text "GONZALES NAMED TO COLLEGE SPORTS MADNESS PRESEASON ALL OHIO VALLEY FIRST TEAM". Below this are smaller images of other athletes. On the right, there is an "Event Calendar" for February 2016 and a "2016 SOFTBALL" graphic.

OHIO VALLEY CONFERENCE



BETH DeBAUCHE
Commissioner



BRAD WALKER
Asst. Commissioner
Operations




KYLE SCHWARTZ
Asst. Commissioner
Media Relations



BRIAN PULLEY
Asst. Commissioner
External Affairs



STEPHANIE CASTERA
Asst. Commissioner
Inst. Services/SWA



SCOTT KRAPP
Asst. Commissioner
Championships



HEATHER BROWN
Director of
Media Relations



BYRCE ROBINSON
Director of
Comp./Digital Media



JON KUKA
General Manager
IMG Sports Mktg.

Now in its 68th year, the Ohio Valley Conference continues to build on the success that has made it the nation's eighth-oldest NCAA Division I conference.

In May 2011 the Conference expanded for the second time in four years, adding Belmont University which began competition in the 2012-13 academic year. The addition of Belmont gave the OVC 12 members, the most the league has had at one time in its illustrious history. The move added a second team in the city of Nashville and was the first addition to the league since Southern Illinois University Edwardsville joined in 2008. Subsequently, the league has shown its stability over the past decade, seeing only one member institution depart over the past 15 years.

The 2009-10 school year saw a change in leadership as Beth DeBauche was named the seventh full-time Commissioner in league history on July 28, 2009. The last three commissioners of the OVC have moved onto jobs as the commissioner of the Big Ten, Big 12 and the Mid-American Conferences.

The OVC's proud history dates back to 1948, but seeds for the new league were actually planted in 1941. It was then that Roy Stewart, the athletics director at Murray State, Charles "Turkey" Hughes, the athletics director at Eastern Kentucky, and Kelly Thompson, the public relations director at Western Kentucky, first broached the idea of forming a new conference. Discussions were put on hold by World War II, but reemerged February 27-28, 1948 at the Kentucky Hotel in Louisville as the three original institutions combined with Morehead State, Louisville and Evansville to form the OVC.

In the 1950s, the OVC became a pioneer on a much more significant scale socially. During times of racial segregation, league member Morehead State became one of the first non-traditionally black mid-southern institutions to accept a black student. In 1958 Marshall Banks earned athletically-related aid at Morehead, which signed a second black athlete, Howard Murphy, a year later. In 1961 Murphy earned all-conference recognition as a halfback in football. With racial barriers broken, the rest of the institutions in the league began to provide educational and athletic opportunities to African-Americans.

After Title IX legislation passed in 1972, women's athletics began a rebirth on the national scene as the NCAA began sponsoring and marketing women's sports. Recognizing the need to provide increased opportunities for female athletes, the OVC began formulating plans for women's athletics in 1975 and established women's championships in the sports of basketball, tennis and track in 1977, with cross country and volleyball added over the next four years. Those sports were initially governed by the Association of Intercollegiate Athletics for Women (AIAW), but the overall strength of women's programs in the league was demonstrated by the automatic bids the OVC instantly received when the NCAA became the governing body in 1982. The conference added women's golf and softball in 1994 and women's soccer in 1998.

Through the past 67 years, 15 teams have won or shared the league's football title. The list is led by Eastern Kentucky, winner of 21 outright or shared football crowns, which is tied for the most in Football Championship Subdivision history (with Massachusetts). Among OVC teams, former member Middle Tennessee is next with 11 titles, followed by Tennessee Tech with 10, and Murray State and former member Western Kentucky with eight apiece. Eastern Illinois has claimed seven football crowns and Jacksonville State has four, while Morehead State, Tennessee State and former members Evansville and East Tennessee State have captured two apiece. Austin Peay, Southeast Missouri, UT Martin and former member Youngstown State have one title apiece.

Murray State and Evansville tied for the initial football championship, and the Racers participated in the first-ever bowl game by an OVC team, tying Sul Ross State 21-21 in the 1948 Tangerine Bowl. From 1948 to 1975, OVC teams played in 15 bowl games, winning eight of them. Eastern Kentucky and Western Kentucky were also participants in the NCAA Division II playoffs in the early and mid-1970s prior to the NCAA's reclassification of football programs into Division I-AA. The term "I-AA" lasted until the end of the 2006 season when it was changed to Division I Football Championship Subdivision (FCS).

The first Division I-AA/FCS football playoff was

held in 1978 with only four teams, which is the only year through present day that the OVC did not field a playoff representative. In 1979, four of the nation's top teams were invited to the playoffs, and two of them - Eastern Kentucky and Murray State - were from the OVC. Murray dropped its semifinal game to Lehigh, but the Colonels nipped Nevada-Reno in double overtime and claimed the national championship a week later with a 30-7 victory over Lehigh. EKV was coached by former All-America quarterback Roy Kidd, who was in his 16th year at the helm of his alma mater and who skippered the Colonels to a second national title three years later. Following the 2002 season, Kidd retired after 39 years at EKV; upon retirement, he ranked sixth all-time among Division I coaches with 315 victories, earning him a spot in the College Football Hall of Fame. EKV's now 21 FCS playoff appearances are the second for the most all-time (behind only Montana's 23 berths).

In addition to Kidd, other coaching legends in the OVC include Charles "Bubber" Murphy, who coached at Middle Tennessee from 1947-1968, Western Kentucky's Jimmy Feix (1968-83), Wilburn Tucker (1954-67) and Don Wade (1968-82) of Tennessee Tech, Bill Ferguson (1967-77) of Murray State, Guy Penny (1959-67) of Morehead State and Boots Donnelly (1977-78 at Austin Peay; 1979-1998 at Middle Tennessee). Following the 2011 season Eastern Illinois head coach Bob Spoo retired after 25 years at the school (the last 16 as members of the OVC). In his time as an OVC coach he compiled 92 total victories (fifth-most in league history) and 68 OVC wins (fourth-most in league history) and was inducted into the OVC Hall of Fame in 2012.

A sampling of former OVC football stars, some of whom were All-Americans during their collegiate careers before achieving stardom at the professional ranks, include Jim Youngblood and Larry Schreiber (Tennessee Tech), Phil Simms (Morehead State), Virgil Livers and Dale Lindsey (Western Kentucky), Myron Guyton and Chad Bratzke (Eastern Kentucky), Cortland Finnegan (Samford) and Tony Romo and Jimmy Garoppolo (Eastern Illinois). In 2008, former Tennessee State standout Dominique Rodgers-Cromartie became just the fourth NFL First Round draft pick in OVC history when he was selected 16th overall by the Arizona Cardinals. He would break into the starting lineup halfway through his rookie season and started at cornerback for the Cardinals in Super Bowl XLIII.

The 2007 season marked a return to scholarship football and the OVC for the Austin Peay Governors. Following the 1996 season the Governors dropped scholarship football and competed as both an independent (1997-00, 2006) and as a member of the Pioneer Football League (2001-05).

The 2007 season also brought new vernacular to the Ohio Valley Conference and the division formerly known as I-AA. Beginning with the 2006 National Championship game the term I-AA was changed to NCAA Football Championship Subdivision (FCS) in a decision by the Division I Board of Directors. The new label was chosen to communicate in a positive and clear manner the unique differences between Division I football categories (chiefly, the post-season opportunity) while still defining them within the Division I experience. The FCS includes programs that compete in an effort to participate in the NCAA championship postseason structure (one of 89 NCAA national championships) as opposed to the Football Bowl Subdivision (FBS) which competes in an effort to participate in the postseason bowl system (the 41 NCAA-licensed events which includes the Bowl Championship Series).

In 2010 Southeast Missouri State, picked to finish seventh in the preseason poll, compiled a 7-1 Conference record on the way to its first OVC Championship since joining the league in 1991. Overall the Redhawks were 9-2 during the regular season and earned a berth in the FCS Playoffs, its first playoff berth at any level in the program's 104-year history. Southeast would lose to eventual national champion Eastern Washington in the second round of the playoffs. Head coach Tony Samuel capped the year by winning the Sports Network's Eddie Robinson Award, given to the National Coach of the Year. Samuel was the second OVC coach to win the award (joining Murray State's Houston Nutt who won the award in 1995).

For only the second time in league history in 2011, three teams shared the OVC football championship, as Eastern Kentucky, Jacksonville State and Tennessee Tech finished with 6-2 records.

The only other time in league history more than two champions were crowned at the end of the year was 1962 (when four teams shared the crown).

In 2012 Eastern Illinois became just the fourth football team in OVC history to go from worst-to-first in winning the OVC Championship. The Panthers were led by head coach Dino Babers who became just the fourth first-year head coach to win an OVC Championship (joining Boots Donnelly in 1977, Jason Simpson in 2006 and Dean Hood in 2008 - Jacksonville State head coach John Grass would become the fifth coach to achieve that feat in 2014). During the year Eastern Illinois junior wide receiver Erik Lora shattered the FCS single-season receptions record, hauling in 136 passes in 12 games; that mark was 13 more than the previous NCAA record and 44 more than the previous OVC mark.

In 2013 Eastern Illinois repeated as OVC Champions behind Walter Payton Award winner Jimmy Garoppolo. The quarterback became just the second OVC player to earn the National Player of the Year Award, joining former EIU signal caller Tony Romo (2002). Garoppolo passed for 5,050 yards (second most in NCAA single-season history) and 53 touchdowns (fourth in NCAA history) in leading the Panthers to a 12-2 record and berth to the quarterfinals of the FCS Playoffs. Garoppolo was drafted by the New England Patriots in the second round of the 2014 NFL Draft, becoming just the fifth OVC player selected in that round and just the fifth OVC quarterback ever selected (and first since 1998).

The 2013 season saw the OVC snap a 19-game playoff losing streak dating back to the 2000 season. Tennessee State shutout Butler (marking the first OVC road playoff victory since 1986) to snap the streak while later that day Jacksonville State smashed Samford in the first round. A week later Eastern Illinois beat Tennessee State while Jacksonville State won at McNeese State to each advance to the quarterfinals; that marked the first time the OVC put two teams in the quarterfinals in the same season since 1991. Overall the four total playoff wins in the same season established a new OVC record.

Over its 67 years, OVC teams have garnered national championships and bowl games in football, along with national team or individual titles in the sports of rifle, cross country, track and golf.

The playing field is not the only place where OVC athletes are working hard. The league also recognizes excellence in the classroom. Six Scholar-Athlete Awards are presented yearly to male and female athletes, while others are commended for their academic success by being Medal of Honor recipients or earning a spot on the Commissioner's Honor Roll. Additionally, the league annually presents one institutional Academic Achievement Award, as well as separate team awards in each Conference-sponsored sport. Since the College Sports Information Directors of America (CoSIDA) Academic All-America program began, the Ohio Valley Conference has had 243 student-athletes honored with the award, including 51 over the last five years (2010-15).

The vision of leadership demonstrated by the Founding Fathers in 1948 remains alive today as the Ohio Valley Conference prepares for the future. One example is in regard to the current trend in collegiate athletics administration for increased involvement of university presidents in setting policies and making rules. The presidents of OVC institutions, however, have always governed the Conference, long before presidential governance became a national theme.

The Ohio Valley Conference sponsors the following sports: baseball, basketball, cross country, football, golf, tennis and track for men, and basketball, cross country, golf, soccer, softball, tennis, track and volleyball for women. In addition, the OVC also sponsors the combined men's and women's sport of rifle.

Now in its seventh decade of competition, the Ohio Valley Conference has grown significantly from its humble beginnings while increasing the number of athletics opportunities it provides for students. Current league representatives include charter members Eastern Kentucky, Morehead State and Murray State, along with Austin Peay, Belmont, Eastern Illinois, Jacksonville State, Southeast Missouri, SIU Edwardsville, Tennessee State, Tennessee Tech and UT Martin.

OVC ACADEMIC AWARDS

THE WINNERS ARE SELECTED FROM A GROUP OF NOMINEES BY OVC FACULTY ATHLETICS REPRESENTATIVES. TO BE ELIGIBLE, HONOREES MUST HAVE AT LEAST A 3.25 GPA AND CONDUCT THEMSELVES IN A MANNER WHICH HAS BROUGHT CREDIT TO THE STUDENT-ATHLETE, HIS OR HER INSTITUTION, INTERCOLLEGIATE ATHLETICS AND THE OHIO VALLEY CONFERENCE.

UT MARTIN SCHOLAR-ATHLETES

1994-95	ANNA DAVIS	WOMEN'S TENNIS
	CAROLINE GROVES	WOMEN'S TENNIS
1996-97	KLAS BRUNSKOG	MEN'S TENNIS
	ANGELA OLSEN	WOMEN'S TENNIS
1997-98	ARTHUR CASTLE	MEN'S BASKETBALL
2001-02	KELLY PENDLETON	WOMEN'S BASKETBALL
2002-03	RACHEL AHLERS	VOLLEYBALL
2004-05	BRADY WAHLBERG	FOOTBALL
2005-06	CHAD MCMAHAN	FOOTBALL
2007-08	ANDREY YESIPOV	MEN'S TENNIS
2008-09	JAMIE FURSTENBERG	SOCCER
2009-10	CODY TERRY	BASEBALL
2010-11	JENNA MILLER	VOLLEYBALL
2011-12	LEAH TAYLOR	SOFTBALL
2012-13	HEATHER BUTLER	WOMEN'S BASKETBALL
2014-15	BEN REEVES	GOLF
2014-15	KATIE SCHUBERT	WOMEN'S BASKETBALL

AWARDED EACH FALL (BUT BASED ON THE PRIOR YEAR'S ACHIEVEMENTS), THE OVC SCHOLAR-ATHLETE AWARD IS THE HIGHEST INDIVIDUAL HONOR THAT CAN BE EARNED BY OVC STUDENT-ATHLETES AND IT IS GIVEN ANNUALLY TO THREE MEN AND THREE WOMEN OF JUNIOR OR SENIOR STATUS WHO HAVE ACCOMPLISHMENTS IN BOTH THE CLASSROOM AND ATHLETIC ARENA, AS WELL AS LEADERSHIP QUALITIES.

COMMISSIONER'S HONOR ROLL

THE OVC COMMISSIONER'S HONOR ROLL IS PRESENTED ANNUALLY TO STUDENT-ATHLETES WHO HAVE AT LEAST A 3.25 GPA AND WHO HAVE BEEN ELIGIBLE AND ON THE TEAM THROUGHOUT THE COMPETITIVE SEASON IN THEIR CHOSEN NCAA-SPONSORED SPORT OR SPORTS. SINCE JOINING THE OVC IN 1992, A TOTAL OF 1,645 UT MARTIN STUDENT-ATHLETES HAVE BEEN NAMED TO THE PRESTIGIOUS LIST.

YEAR	TOTAL	YEAR	TOTAL
1993-94	48	2004-05	78
1994-95	62	2005-06	81
1995-96	68	2006-07	81
1996-97	41	2007-08	85
1997-98	38	2008-09	73
1998-99	52	2009-10	70
1999-00	50	2010-11	93
2000-01	58	2011-12	114
2001-02	65	2012-13	116
2002-03	82	2013-14	109
2003-04	81	2014-15	100

OVC MEDAL OF HONOR

THE OVC MEDAL OF HONOR IS GIVEN ANNUALLY TO THE STUDENT-ATHLETE(S) WHO ACHIEVE THE HIGHEST GPA (4.0) IN A CONFERENCE-SPONSORED SPORT. SINCE JOINING THE OVC IN 1992, UT MARTIN STUDENT-ATHLETES HAVE CLAIMED 222 MEDALS OF HONOR.

YEAR	TOTAL	YEAR	TOTAL	YEAR	TOTAL
1993-94	4	2001-02	7	2009-10	12
1994-95	4	2002-03	12	2010-11	15
1995-96	8	2003-04	11	2011-12	16
1996-97	8	2004-05	7	2012-13	17
1997-98	7	2005-06	8	2013-14	22
1998-99	5	2006-07	9	2014-15	16
1999-00	7	2007-08	13		
2000-01	6	2008-09	8		

UT MARTIN SKYHAWKS

ATHLETICS STAFF



JULIO FREIRE
DIRECTOR OF
INTERCOLLEGIATE ATHLETICS



BART BELEW
ASST. ATHLETICS DIRECTOR
ATHLETIC TRAINING



DANELLE FABIANICH
ASST. ATHLETICS DIRECTOR/SWA
ACADEMICS & S-A SERVICES



TRUDY HENDERSON
COORDINATOR OF
EXTERNAL OPERATIONS



BILL KALER
ASST. ATHLETICS DIRECTOR
COMPLIANCE



LORA McDONALD
ASST. ATHLETICS DIRECTOR
CORPORATE SPONSORSHIPS
& MARKETING



VERONICA WILLIAMS
ASST. ATHLETICS DIRECTOR
COMPLIANCE

HEAD COACHES



RICK ROBINSON
BASEBALL



HEATH SCHROYER
MEN'S BASKETBALL



KEVIN MCMILLAN
WOMEN'S BASKETBALL




PETER DALTON
CROSS COUNTRY




MEGHAN CORVIN
EQUESTRIAN



JASON SIMPSON
FOOTBALL



JERRY CARPENTER
GOLF



JUSTIN GRINOLDS
RIFLE



JOHN LUTHI
RODEO



PHIL MCNAMARA
WOMEN'S SOCCER



DONLEY CANARY
SOFTBALL



DENNIS TAYLOR
WOMEN'S TENNIS



JACLYNN YOCUM
VOLLEYBALL

ATHLETIC STAFF



ALEX BOGGIS
ASSISTANT SPORTS
INFORMATION DIRECTOR



CHRIS BRINKLEY
COORDINATOR OF
SKYHAWK RADIO NETWORK



TOM BRITT
SKYHAWK RADIO
NETWORK BROADCASTER



ISSAC CARREL
GAME OPERATIONS
INTERIM



CHRIS GILLIES
STRENGTH AND
CONDITIONING TRAINER



AMANDA GUARINO
ATHLETICS SECRETARY
AND INSURANCE



KATHERINE MALIK
ASSISTANT
ATHLETIC TRAINER



NATHAN MORGAN
UNIVERSITY RELATIONS
PHOTOGRAPHER



CALEB POORE
ACADEMIC
SUPPORT



RYNE RICKMAN
SPORTS INFORMATION
DIRECTOR



CORY SCATES
ASSISTANT
ATHLETIC TRAINER



JOHN SCHOMMER
FACULTY ATHLETIC
REPRESENTATIVE



NATE SEDEREGREN
STRENGTH AND
CONDITIONING TRAINER



REESE SHIVERS
ASSISTANT
ATHLETIC TRAINER



FRAN SPEARS
TICKET
OPERATIONS



